

Research on Waldorf Graduates in North America Phase I

Research Institute for Waldorf Education



Faith Baldwin

Douglas Gerwin

David Mitchell

April 2005

**The Research Institute for Waldorf Education
PO Box 307
Wilton, New Hampshire
03086-0307
603-654-2566
researchinstitute@earthlink.net**

Title: *Research on Waldorf Graduates in North America, Phase 1*

Researchers: Faith Baldwin and David Mitchell

Database designer: Ken Beitel

Editors: David Mitchell and Douglas Gerwin

Project Coordinators: David Mitchell and Roberto Trostli

Proofreader: Ann Erwin

© 2005, Research Institute for Waldorf Education

This study was made possible due to grants from the Waldorf Educational Foundation and the Waldorf Schools Fund.



Research Institute for Waldorf Education

April 14, 2005

Board of Trustees

Douglas Gerwin
Co-Director
douglasgerwin@earthlink.net

Susan Howard
wecan2@earthlink.net

David Mitchell
Co-Director
davidm@awsna.org

Douglas Sloan
douglasmsloan@aol.com

Ann Stahl
annstahlannblvd@aol.com

Roberto Trostli
Treasurer
rtrostli@prodigy.net

Dear Friends and Colleagues,

The Research Institute for Waldorf Education is pleased to bring you "Research on Waldorf Graduates, Phase 1." This project has involved a year-long study gathering data from high schools on their graduates over the last ten years.

In overview, we can report that Waldorf graduates are being accepted by and attending not only the finest universities and colleges in North America but around the world. A complete breakdown of matriculation is included. We have also noted those institutions which particularly attract Waldorf students.

We were intrigued by the 22.8% of the students who elected not to go directly to college but opted to defer for a year. The array of creative and unique programs they selected is impressive. This study outlines the diverse choices that Waldorf graduates are making.


The intent of this research is to serve the individual Waldorf schools by providing analyzed data on Waldorf high school graduates. This data can then be used by the school's Admissions Committee, Development Committee, Parent Education Committee, and College Counselors.

During our research we encountered some obstacles, most notably the need for consistent record keeping in some of the Waldorf schools. Extensive work was sometimes required to re-establish data that ought to have been readily available. We recommend to the Leadership Council of the Association of Waldorf Schools that the survey of schools for the AWSNA Annual Report be updated and someone be made responsible for the timely and complete gathering of all information which will be essential for future research.

This initial project will form a foundation for the more in-depth research that will now begin with Phase 2. The statistical and anecdotal information gathered will be valuable for all Waldorf schools, future researchers, the media, and all those interested in the results of Waldorf education.

We express our gratitude to those individuals from Waldorf high schools who generously gave of their time to help us gather data. The Research Institute for Waldorf Education invites your comments, advice, and criticism on this project.

Sincerely,


Douglas Gerwin


David Mitchell

Table of Contents

Introduction

The Growth of the Waldorf School Movement in the United States.	1
Previous Studies on Waldorf Graduates.....	2

Methodology of the Research

How the Information Was Collected.....	2
<i>Information from Waldorf High Schools</i>	2
<i>Information from the Association of Waldorf Schools of North America (AWSNA)</i>	2
How the Information Was Analyzed.....	3
<i>Year</i>	3
<i>Region</i>	3
<i>Age of the Waldorf School</i>	4
Categorizing Colleges and Universities.....	4

Data Analysis

What Types of Colleges Accept Waldorf Graduates?	5
<i>Trends over Time</i>	5
<i>Regional Differences</i>	6
<i>Differences Based on the Age of the Waldorf School</i>	6
Which Colleges Do Waldorf Graduates Attend?	7
<i>Regional Differences</i>	8
<i>Carnegie Classifications</i>	8
Graduates Not Going Directly to College.....	8
<i>Trends over Time</i>	9
<i>Age of the Waldorf School</i>	9
<i>Regional Differences</i>	10

Conclusions and Further Research

<i>Conclusions</i>	11
<i>Shortcomings of the Survey</i>	11
<i>Recommendations</i>	11
<i>Further Research</i>	11

Appendix A

<i>Information collected (from schools, by year)</i>	13
--	----

Appendix B

<i>Waldorf high schools participating in the survey, by category</i>	20
--	----

Appendix C

<i>List and definitions of Carnegie Classifications</i>	22
---	----

Appendix D

<i>List of Colleges and Universities that have accepted Waldorf graduates from 1995 through 2004, inclusive, arranged by number of Waldorf graduates accepted</i>	24
---	----

Appendix E

<i>List of Colleges and Universities that have accepted Waldorf graduates from 1995 through 2004, inclusive, arranged alphabetically</i>	34
--	----

Appendix F

<i>Examples of alternatives to attending college directly after graduation</i>	41
--	----

Appendix G

<i>Letter and Research Instrument sent out to high schools</i>	43
--	----

Introduction

Waldorf education is designed to provide its students with broad skill sets and a wide range of interests, giving them many options in life and allowing them to find fulfilling vocations. Seventy-five years after the founding of the first Waldorf school in the United States and with the tremendous growth of Waldorf schools across the country, it is time to look in a systematic way at what happens to Waldorf graduates: How many go on to college? Which colleges accept Waldorf graduates, and to which colleges do they choose to go? How many do not go directly to college, and what do they do instead?

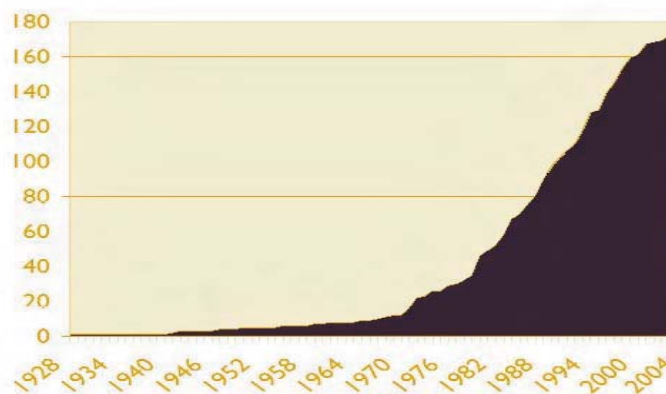
This first phase in a two-part survey examined these questions by gathering data collected in 2004–2005 in the United States and Canada from twenty-seven Waldorf high schools reporting on what their graduates from the past ten years did in the year following graduation. Phase Two will look at career choices, how Waldorf graduates are perceived by their professors and employers, and how well Waldorf education prepared them for life and the challenges of today's world. Both phases of this survey will be useful to enrollment coordinators, marketing/outreach directors, college counselors, parents deciding where to enroll their children, and students graduating from Waldorf schools across the country.

The results of the first phase of this survey show that the vast majority of Waldorf graduates go to an enormous range of colleges and universities. Some take a year off to explore the world or, go directly into a trade that feels meaningful to them. These results suggest that Waldorf education does in fact produce free-thinking individuals with a broad range of interests.

The Growth of the Waldorf School Movement in the United States

The number of Waldorf schools has grown dramatically over the last decade, highlighting the urgency for a survey such as this one. Over the last thirty years, the number of Waldorf schools affiliated with the Association of Waldorf Schools of North America (AWSNA) has grown from fewer than ten in 1970, to more than one hundred and sixty as of December 2004.

Number of Waldorf Schools in the U.S., 1928-2004¹



Most of these schools started with the younger grades and grew one grade each year; thus it takes quite a long time before a school considers starting a high school. As the schools founded in the 1980s mature, the number of high schools is increasing quite dramatically: in the last decade the number of Waldorf high schools has grown from 15 to 37. Only a few Waldorf high schools are not directly affiliated with a Waldorf elementary school.

In 1995 there were 13 Waldorf high schools with graduating classes in North America,² for which we have information on 164 graduates (see Appendix A for school information submitted). By 2004 there were 29

Waldorf high schools with graduating classes, and there is information on 438 graduates from that year. There are also currently 8 high schools in North America that do not yet have graduating classes; they are not included in this survey, but their existence shows that this growth trend is continuing.

Previous Studies on Waldorf Graduates

In the United States, there have been two major studies on Waldorf graduates prior to this one:

- The first *Waldorf Alumni Survey* was conducted in 1987. Sponsored by the Association of Waldorf Schools of North America and funded by the Waldorf Educational Fund of the Glenmede Trust Company, this survey sent out 2,400 questionnaires and received 710 in reply. This survey brought in useful statistical and anecdotal results from nine Waldorf high schools and was a good start in surveys of this nature.
- The second was the *Association of Waldorf Schools of North America Graduate Survey—1994*. This project was conducted to gain insights into the ways that former students of Waldorf schools view the benefits and weaknesses of their education. There were some significant flaws in the research design and implementation, which are described in the conclusion of that survey. In design, the questionnaire contained open-ended questions that made it difficult to tabulate results or establish relative weights of strengths/weaknesses. In implementation, the questionnaires were given to schools to distribute and collect and so were distributed in vastly different ways and to different groups of students. Some schools even changed the phrasing of the questions sent out.

The survey for this study was different from the prior studies in that it was primarily quantitative instead of qualitative. By using information collected by schools instead of relying on graduates to return surveys, major trends could be tracked in a way that was not possible with open-ended questions.

Methodology of the Research

How the Information Was Collected

For this survey, there were two major sources of information: Waldorf high schools with graduating classes and the Association of Waldorf Schools of North America (AWSNA).

Information from Waldorf High Schools

Surveys were sent out starting in September 2004 to 27 Waldorf high schools with graduating classes. This survey requested information on how many graduates they had had each year from 1995 to 2004, inclusive; how many went to college directly after high school and to which colleges they went; and how many did not go to college directly after high school and what they did instead. A copy of the survey is included in Appendix E. All 27 high schools returned the survey, giving information on 2,776 Waldorf graduates. A complete list of information collected from each Waldorf high school can be found in Appendix A.

Information from the Association of Waldorf Schools of North America (AWSNA)

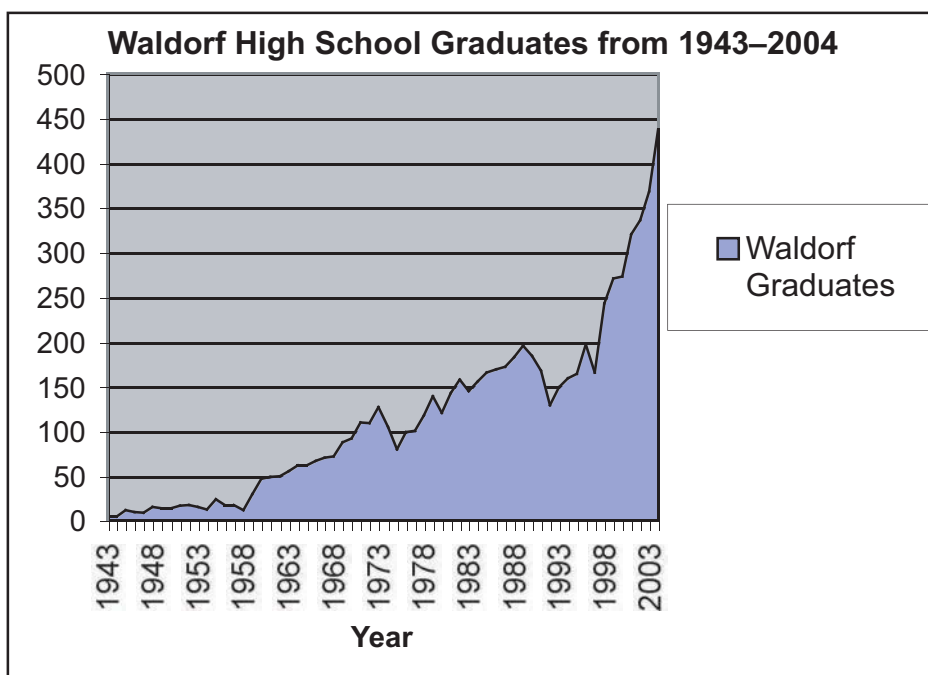
The survey contains 4,376 college acceptances (regardless of whether students later attended these institutions) from 1995–2004, inclusive. This information was taken from data collected by AWSNA: a compilation of graduate surveys collected from 1995–2000 and lists of acceptances submitted by schools in their AWSNA Annual Reports for 2001–2004. For a complete list of information compiled on college acceptances, see Appendix A.

How the Information Was Analyzed

Information was entered into a database in ACCESS specifically designed for this project³ and is divided by year, by region, and by high school age.

Year

For college acceptances and attendance, the aggregate over the span of the survey is given along with a breakdown for 2004 to see recent trends of where Waldorf graduates apply and attend. In looking at trends in the number of students not going directly to college, a year-by-year breakdown from 1995 through 2004 is examined. A graph showing the number of Waldorf high school graduates demonstrates the growth of this movement over time.⁴



Region

The regional breakdown was based on the Time Zone in which the school is located. As can be seen in the table below, the vast majority of Waldorf high schools are located in the Eastern or Pacific region, with only a few schools situated in the middle of the country. For a list of which Waldorf high schools fall into which category, refer to Appendix B.

Waldorf High Schools by Region in 2004	
Region	Number of Waldorf High Schools
Eastern	10
Central	4
Mountain	3
Pacific (includes Hawaii)	7
Canada	3
<i>Total</i>	<i>27</i>

Age of the Waldorf School

For purposes of this survey the high schools are categorized as Mature, Medium, or Young, based on the year of their first graduating class, as described below. As previously mentioned, there are also 8 high schools in North America that do not yet go up through the 12th grade and, therefore, were not included in the survey. For a list of Waldorf high schools by age, refer to Appendix A.

Number of Waldorf High Schools by Age in 2004		
Age Category	1st Graduating Class	Number of Schools in this Survey
Mature	1994 or earlier	11
Medium	1995-1999	6
Young	2000-2004	10
<i>Total</i>		<i>27</i>

Categorizing Colleges and Universities

In order to categorize the types of Colleges that Waldorf graduates have attended, the Carnegie Classification of Institutions of Higher Learning was used. This is the leading typology of American Colleges and Universities and is the framework by which institutional diversity of U.S. higher education is commonly described. We have modified this list slightly to include foreign universities. For a list of Carnegie Classifications, see Appendix C. For a complete list of colleges and universities in the U.S. and how they are classified, visit the Carnegie Classifications website,

<http://www.carnegiefoundation.org/Classification/CIHE2000/PartIIfiles/partII.htm>.

Data Analysis

What Types of Colleges Accept Waldorf Graduates?

An impressively diverse number of institutions accept Waldorf graduates: in 2004 alone, the 438 graduates were accepted at 342 different colleges. Over the course of this survey, Waldorf graduates were accepted by 717 accredited colleges and universities, spanning 18 of the 20 types of institutions in the Carnegie Classification system. The two categories in which Waldorf graduates registered no acceptances were *Specialized Institutions—Schools of law* and *Tribal colleges and universities*.

Within this diversity, some colleges stand out as accepting larger numbers of Waldorf graduates: Oberlin College in Ohio and Bard College in New York State top the list by a significant margin. Following is a table containing the top ten colleges in accepting Waldorf graduates. For a complete listing of colleges and universities accepting Waldorf graduates for the period covered this survey, see Appendices D and E.

Top Colleges in Accepting Waldorf High School Graduates 1995–2004, inclusive	
University Name and Location	Number of Students
Oberlin College , Oberlin, OH	82
Bard College , Annandale-on-Hudson, NY	72
University of California-Santa Cruz , CA	57
University of Colorado , Boulder, CO	56
Hampshire College , Amherst, MA	55
Lewis & Clark College , Portland, OR	48
Earlham College , Richmond, IN	45
Sarah Lawrence College , Bronxville, NY	45
Skidmore College , Saratoga Springs, NY	44
Capilano College , N. Vancouver, CANADA	43

With the exception of UC Santa Cruz and the University of Colorado, these are all small private liberal arts colleges. However, as the data below suggests, a surprisingly large number of Waldorf graduates opt to enroll in large universities.

Trends over Time

The year 2004 is interesting to look at compared to the aggregate. Four of the top ten colleges accepting Waldorf high school graduates in 2004 are not on the aggregate top ten list (University of Puget Sound, Mount Holyoke College, San Francisco State University, and Willamette University). This may well reflect the growing number of Waldorf high schools and their locations around the country, as well as colleges' increasing knowledge of Waldorf schools and experience with Waldorf high school graduates.

Colleges and Universities Accepting Waldorf High School Graduates	
1995–2004 Acceptances, Inclusive	2004 Acceptances
Oberlin College, (82)	Lewis & Clark College, (13)
Bard College, (72)	University of Colorado, (13)
University of California-Santa Cruz, (57)	University of Puget Sound, (12)
University of Colorado, (56)	Mount Holyoke College, (10)
Hampshire College, (55)	Oberlin College, (10)
Lewis & Clark College, (48)	University of California-Santa Cruz, (9)
Earlham College, (45)	Sarah Lawrence College, (9)
Sarah Lawrence College, (45)	San Francisco State University, (9)
Skidmore College, (44)	Willamette University, (7)
Capilano College, (43)	Earlham College, (7)

Regional Differences

As might be expected, there are significant variations in college acceptances by region. These differences are probably based on the choices of colleges to which Waldorf graduates applied. While that information was not collected for this survey, it is likely that high school graduates would tend to apply to colleges relatively close to home.

For Waldorf graduates in the Pacific region, the top 10 schools to accept them were all on the West coast. For the Eastern region, 8 out of the top 10 colleges were in the East, but interestingly the very top college, Oberlin College, is in the Midwest (Oberlin, Ohio). Earlham College, at number 9, is also located in the Midwest (Richmond, Indiana). While Ohio and most parts of Indiana are in the Eastern Standard Time Zone, it is worth noting their location in the Midwest as opposed to being near the coast. For Canadian high school graduates, 8 of the top 10 accepting colleges are in Canada, with Oberlin College and Bard College being the only schools not in Canada.

The Central and Mountain regions were more diversified. The Central Waldorf graduates' top 10 acceptances included 6 colleges in the Central Time Zone and 4 in the East. The Mountain Waldorf graduates' top 10 acceptances included 6 colleges in the Mountain Time Zone, 2 in the Pacific Time Zone, and 2 in the Eastern Time Zone.

Differences Based on Age of the Waldorf School

The vast majority of Waldorf graduates over the course of this survey come from Mature Waldorf Schools:

Number of Graduates by Waldorf High Schools Age 1995-2004, Inclusive	
School Age Category	Number of Graduates in this Survey
Mature	1,868
Medium	540
Young	368
<i>Total</i>	<i>2,776</i>

Additionally, Mature Waldorf high schools are heavily concentrated in the East (6 in the East and 3 in the Pacific region), while Medium and Young schools are much more evenly distributed.

Number of Waldorf High Schools with Graduating Classes						
		Eastern	Central	Mountain	Pacific	Canada
Mature		6	0	0	3	2
Medium		1	2	2	1	0
Young		3	2	1	3	1

When analyzing the differences in college acceptances across this category, it appears that geography plays a much greater role than school age: New York University accepted 36 students from Mature Waldorf high schools, but does not appear in the top 20 accepting colleges for either Medium or Young schools; this is most likely because of the number of Mature Waldorf schools on the East Coast. Likewise, the University of Colorado at Boulder accepted 39 students from Medium schools, but does not appear in the top 20 accepting colleges for graduates from Mature Waldorf schools, as there are no Mature Waldorf high schools in the Mountain region. Despite these regional differences, however, the top 3 colleges accepting graduates from Mature high schools (University of California at Santa Cruz, Oberlin College in Oberlin, Ohio, and Bard College in Annandale-on-Hudson, New York) appear in the top 12 accepting colleges for graduates from all three categories: Mature, Medium, and Young high schools.

Which Colleges Do Waldorf Graduates Attend?

Waldorf graduates choose to attend a wide range of colleges and universities. In fact it is notable that within a graduating class at a given school, there were generally very few people going to the same college as their classmates. In 2004 alone, the 438 Waldorf graduates attended 201 different colleges.

Top Colleges Attended by Waldorf Graduates 1995-2004, Inclusive			
University Name	Number of Students Attended	Number of Students Accepted	Percentage of Acceptances that Attend
Oberlin College , Oberlin, OH	47	82	57.3%
Capilano College , N. Vancouver, Canada	43	N/A ⁵	N/A
University of California-Santa Cruz , CA	36	57	63.2%
Bard College , Annandale-on-Hudson, NY	34	72	47.2%
University of Colorado , Boulder, CO	31	56	55.4%
Hampshire College , Amherst, MA	26	55	47.3%
Earlham College , Richmond, IN	23	45	51.1%
New York University , New York, NY	22	41	53.7%
California State University-Northridge , CA	20	23	86.96%
Mount Holyoke College , South Hadley, MA	20	38	52.6%

It is not surprising to see Oberlin at the top of the list of the top 10 colleges that Waldorf graduates have attended directly after high school graduation. However, it is interesting to note that 4 of the 10 are large universities, belying the impression that most Waldorf graduates go to small liberal arts schools.

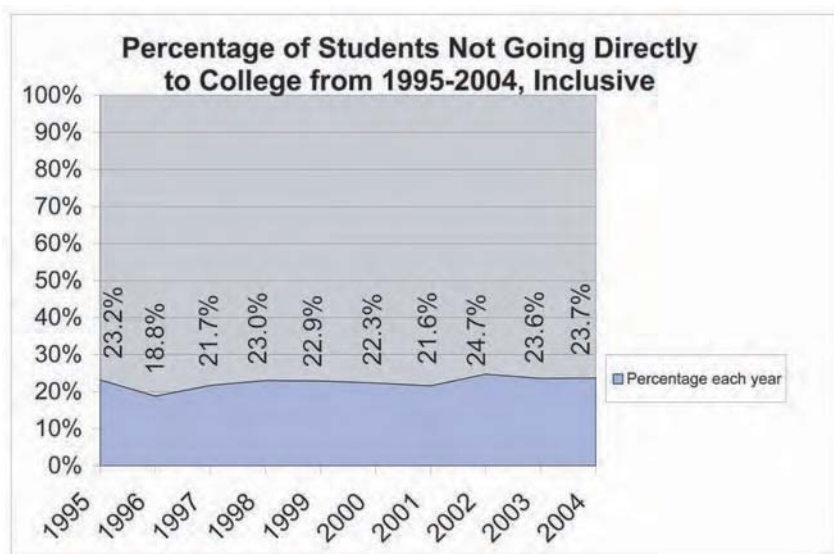
Regional Differences

Waldorf graduates tend to attend colleges in their own geographical areas. For the most part, the top 10 accepting colleges for a given area are also the top 10 attended colleges.

Carnegie Classifications

In looking at the types of institutions that Waldorf graduates attended, some 32.24% go to universities that contain Masters or Doctoral programs. An additional 27.27% of Waldorf graduates go to liberal arts baccalaureate colleges.

Even though many people view Waldorf schools as “arts schools that encourage graduates to go into the arts,” only 3.95% of Waldorf graduates go to *Specialized Institutions—Schools of art, music, and design* (Carnegie Classifications). While many students specialize in the arts at more generalized institutions which would not show up in this survey, this number is still much lower than many might expect. 1.2% attend other specialized institutions (engineering and technical schools, business and management, etc.), although again many more students may study these subjects at state universities or other colleges. 7.2% of Waldorf graduates go to associate colleges, and 6.48% of Waldorf graduates go to colleges or universities outside of the United States.



Graduates Not Going Directly to College

Of the 2,776 Waldorf high school graduates in this survey, 633 did not go directly to college (22.8%). Of these, we have no information on future plans for 96 students. Of the remaining 537 students, nearly half (39.7% or 213 students) were either accepted to a college and deferred admission for a year, announced plans to enroll in college after a year of work or travel, or were pursuing the Ontario Academic Credit (OAC), an interim step for many Canadian students to go to universities in Ontario.⁶ This number (213 students) represents 7.6% of all Waldorf high school graduates in this survey. 86 students (3.1% of Waldorf high school graduates) went into training, education, or work/internship for a specific trade, or into community service. An additional 133 students (4.8%) were reported to go on to ‘work’ with no area or future plans specified. Of the total, 10 students (0.03%) joined the Armed Services.

While some schools keep detailed records of what graduates not going directly to college were planning to do, others keep little or no record at all. However, from those that did keep records, it is apparent that students deciding not to go directly to college are having rich life experiences. For anecdotal evidence, take this record from High Mowing’s graduates’ plans in 2003, when 8 of their 26 graduates that year did not go directly to college. These eight students’ plans were: 1– train with a stonemason; 2– backpack and record music; 3– work for the Coast Guard; 4– join a circus; 5– become a comedian; 6– travel; 7– work on art; 8– ‘work,’ unspecified field. The diversity seen at High Mowing also occurs in schools of every category.

Trends over Time

The percentage of Waldorf students overall who do not go directly to college each year has been relatively stable over the past decade, ranging from 18.8% to 24.7%.

Age of the Waldorf School

One question in the researchers’ minds was whether the age of the Waldorf school affected the number of graduates going directly to college. The results are difficult to interpret, as the high percentage of students at Canadian schools taking an extra year for the Ontario Academic Certificate skews the results for the Mature category significantly (see *Regional Differences*, below). Including the Canadian schools, the percentage of students at Mature schools not going directly to college stands at 23.67%. Excluding the Canadian schools, however, reveals the following trends (see table below), showing that for the most part, the younger schools do in fact have higher percentages of students who choose not to go directly to college.

Waldorf School Age Differences Students Not Going Directly to College 1995–2004, Inclusive			
School Category	Number of Students	Total Number of Graduates	Percentage
Mature (without Canadian schools)	270	1,508	17.9%
Medium	100	540	18.5%
Young	91	368	24.7%

Regional Differences

As mentioned above, the Canadian schools have a significantly higher rate of students not going directly on to college than do their United States counterparts. In addition to study for the OAC in Ontario, there is an established tradition (common in England and other parts of Europe as well) for high school graduates to engage in what they call a “Gap Year.” The idea is by taking a year to travel, do community service, work or engage in other experiences, young people will serve themselves well by being more focused in their studies or whatever they choose to do later in life.

Regional Differences Students Not Going Directly to College 1995–2004, Inclusive			
School Category	Number of Students	Total Number of Graduates	Percentage
Eastern	225	1,166	19.3%
Central	47	253	18.6%
Mountain	49	224	21.9%
Pacific	131	753	17.4%
Canada	181	377	48.0%

Conclusions and Further Research

Conclusions

The major conclusion from this survey is that Waldorf graduates are accepted to and attend a wide variety of colleges and universities with a broad geographical distribution. Geographical location of the Waldorf school affects college attendance more than age of the Waldorf school; however, age of the Waldorf school correlates inversely with a higher percentage of students from younger schools deciding not to go directly to college.

A significant portion of Waldorf graduates (22.8%) choose to not go directly to college. This number is significantly higher in Canadian schools (48%), where a “Gap Year” is commonly encouraged and additional study for the Ontario Academic Certificate was previously required.

Shortcomings of the Survey

Because this study was retrospective, the completeness of each questionnaire depended heavily on how much of this information each school had collected over the past decade. In general, most schools kept information on which colleges their graduates attended; however, the level of data collected on students not going directly to college varied widely. There is significant under-representation in regards to the college acceptance information. Collected from the Annual Reports that schools submitted to AWSNA, the information submitted by member schools was highly varied in content and format: some reported only students’ future plans, others gave lists of colleges to which their graduates had been accepted, but with no numbers attached to them. For a complete list of information compiled on college acceptances, see Appendix A.

Recommendations

As Waldorf schools continue to proliferate and mature, it is important to track information on the future plans of Waldorf graduates. Collection of this data should be further standardized in Delegates’ reports to AWSNA, and New Initiatives and Developing Schools should be encouraged to start collecting this information in a standardized way from the time of their first graduating class. Future studies should consider being prospective instead of retrospective.

Further Research

As previously mentioned, this study is the first phase in a two-part study, and will form the foundation upon which further research will rest. Phase 2 will go much more deeply into the lives of Waldorf graduates. The researchers will target randomly selected graduates with the longest tenure at their respective Waldorf schools from the classes of 1994, 1996, 1998, 2000, and 2002. The students will be asked to provide the names of their employers or several college professors. The researchers will then call these individuals and ask them specific questions about the students. The researchers are most interested in determining the level of emotional intelligence, social awareness, cognitive flexibility, and unique qualities and deficiencies the students brought to the class or work situation.

The study will ascertain how many of these students graduated from a university or college, how many went on to graduate school, and what occupations they engaged in after college, revealing the range of vocations and careers. The students themselves will be asked to comment on their Waldorf and college experiences, evaluate their own physical and mental health, assess their life values (which will be

evaluated based on a blind research model, or other statistically accepted model, so that the information can be quantified). We will ask about their personal long-term commitments to partners and how they value close relationships.

In the end we hope to have both anecdotal and statistical information to evaluate.

Footnotes:

¹ Graph supplied by David Mitchell from material for the AWSNA Development Committee.

² Camphill Special School in Beaver Run, PA, is a residential and school program for children and adolescents with developmental disabilities and is not included in this study. More information about Camphill Special School can be found at <http://www.beaverrun.org/>.

³ This new database was designed by Ken Beitel.

⁴ Data gathered from AWSNA records by David Mitchell.

⁵ The Canadian Waldorf high schools have not tracked college acceptances, so only attendances were recorded.

⁶ The Ontario Academic Certificate (OAC) was required, until recently, to enter into colleges and universities in Ontario, Canada, and the Toronto Waldorf School set up an optional thirteenth year to prepare for these exams.

Appendix A

Information Collected

√ = complete

p = partial information*

0 = no information

1995	Schools with Graduating Classes	Accepts	Attends
	Chicago Waldorf School	p	√
	Green Meadow Waldorf School	√	√
	Hawthorne Valley	√	√
	High Mowing	√	√
	Highland Hall	√	√
	Kimberton Waldorf School	√	√
	Rudolf Steiner School of NY City	√	√
	Sacramento Waldorf School	p	√
	Summerfield Waldorf School and Farm	√	√
	Toronto Waldorf School	p	√
	Vancouver Waldorf School	p	√
	Waldorf School of Garden City	√	√
	Washington Waldorf School	√	p
1996		Accepts	Attends
	Chicago Waldorf School	p	√
	Green Meadow Waldorf School	p	√
	Hawthorne Valley	p	√
	High Mowing	√	√
	Highland Hall	√	√
	Kimberton Waldorf School	p	√
	Rudolf Steiner School of NY City	p	p
	Sacramento Waldorf School	p	√
	Shining Mountain Waldorf School	√	√
	Summerfield Waldorf School and Farm	p	p
	Toronto Waldorf School	p	√
	Vancouver Waldorf School	p	√
	Waldorf School of Garden City	p	√
	Washington Waldorf School	0	0

1997		Accepts	Attends
	Chicago Waldorf School	p	√
	Denver Waldorf School	p	√
	Green Meadow Waldorf School	√	√
	Hawthorne Valley	√	p
	High Mowing	√	√
	Highland Hall	√	√
	Kimberton Waldorf School	√	√
	Rudolf Steiner School of NY City	√	√
	Sacramento Waldorf School	√	√
	Shining Mountain Waldorf School	√	√
	Summerfield Waldorf School and Farm	√	p
	Toronto Waldorf School	p	p
	Vancouver Waldorf School	p	√
	Waldorf School of Garden City	√	p
	Washington Waldorf School	√	0
	Youth Initiative High School	p	√
1998		Accepts	Attends
	Chicago Waldorf School	√	√
	Denver Waldorf School	p	√
	Green Meadow Waldorf School	p	√
	Hawthorne Valley	√	p
	High Mowing	√	√
	Highland Hall	p	√
	Honolulu Waldorf School	p	√
	Kimberton Waldorf School	√	√
	Rudolf Steiner School of NY City	√	√
	Sacramento Waldorf School	√	√
	Shining Mountain Waldorf School	p	√
	Summerfield Waldorf School and Farm	√	√
	Toronto Waldorf School	p	√
	Vancouver Waldorf School	p	√
	Waldorf School of Garden City	√	√
	Washington Waldorf School	√	√
	Youth Initiative High School	p	√

1999		Accepts	Attends
	Chicago Waldorf School	√	√
	Denver Waldorf School	√	√
	Green Meadow Waldorf School	√	√
	Hawthorne Valley	p	√
	High Mowing	p	√
	Highland Hall	p	√
	Honolulu Waldorf School	√	√
	Kimberton Waldorf School	√	√
	Rudolf Steiner School of NY City	√	√
	Sacramento Waldorf School	√	√
	Summerfield Waldorf School and Farm	√	√
	Shining Mountain Waldorf School	√	√
	Toronto Waldorf School	p	√
	Vancouver Waldorf School	p	√
	Waldorf School of Garden City	√	√
	Washington Waldorf School	p	√
	Youth Initiative High School	p	√
2000		Accepts	Attends
	Chicago Waldorf School	√	√
	Denver Waldorf School	√	√
	Green Meadow Waldorf School	√	√
	Hawthorne Valley	√	√
	High Mowing	p	√
	Highland Hall	√	√
	Honolulu Waldorf School	√	√
	Kimberton Waldorf School	√	√
	Lexington Waldorf School	√	√
	Rudolf Steiner School of Ann Arbor	p	√
	Rudolf Steiner School of NY City	p	√
	Sacramento	p	√
	Shining Mountain Waldorf School	√	√
	Summerfield Waldorf School and Farm	p	√
	Toronto Waldorf School	p	√

	Vancouver Waldorf School	p	√
	Waldorf School of Garden City	√	√
	Washington Waldorf School	√	√
	Youth Initiative High School	p	√
2001		Accepts	Attends
	Austin Waldorf School	p	√
	Chicago Waldorf School	p	√
	Denver Waldorf School	p	√
	Green Meadow Waldorf School	p	√
	Hawthorne Valley	√	√
	Hazel Wolf Waldorf School	p	√
	High Mowing	√	√
	Highland Hall	p	√
	Honolulu Waldorf School	√	√
	Kimberton Waldorf School	√	√
	Lexington Waldorf School	√	√
	Rudolf Steiner School of NY City	√	p
	Sacramento Waldorf School	p	√
	Summerfield Waldorf School and Farm	√	√
	Shining Mountain Waldorf School	p	√
	Rudolf Steiner School of Ann Arbor	√	√
	San Francisco Waldorf School	√	√
	Tara Performing Arts High School	p	√
	Toronto Waldorf School	p	√
	Vancouver Waldorf School	p	√
	Waldorf School of Garden City	p	√
	Waldorf School of Saratoga Springs	p	0
	Washington Waldorf School	√	√
	Youth Initiative High School	p	√
2002		Accepts	Attends
	Austin Waldorf School	p	√
	Chicago Waldorf School	√	√
	Denver Waldorf School	p	√
	Green Meadow Waldorf School	p	√

	Hawthorne Valley	p	√
	Hazel Wolf Waldorf School	p	√
	High Mowing	p	√
	Highland Hall	√	√
	Honolulu Waldorf School	√	√
	Island Oak High School	p	√
	Kimberton Waldorf School	√	√
	Lexington Waldorf School	√	√
	Rudolf Steiner School of Ann Arbor	√	√
	Rudolf Steiner School of NY City	√	√
	Sacramento Waldorf School	p	√
	Shining Mountain Waldorf School	p	√
	Summerfield Waldorf School and Farm	p	0
	San Francisco Waldorf School	p	√
	Toronto Waldorf School	p	√
	Vancouver Waldorf School	p	√
	Waldorf School of Garden City	√	√
	Waldorf School of Saratoga Springs	p	0
	Washington Waldorf School	√	√
	Youth Initiative High School	p	√
2003		Accepts	Attends
	Austin Waldorf School	√	√
	Chicago Waldorf School	p	√
	Denver Waldorf School	p	√
	Green Meadow Waldorf School	p	√
	Hawthorne Valley	√	√
	Hazel Wolf Waldorf School	p	√
	High Mowing	p	√
	Highland Hall	√	√
	Honolulu Waldorf School	p	√
	Island Oak High School	√	√
	Kimberton Waldorf School	p	√
	Lexington Waldorf School	p	√
	Sacramento Waldorf School	p	√

	Summerfield Waldorf School and Farm	√	0
	Shining Mountain Waldorf School	p	√
	Rudolf Steiner School of Ann Arbor	p	√
	Rudolf Steiner School of NY City	√	√
	Portland Waldorf School	√	√
	San Francisco Waldorf School	√	√
	Tara Performing Arts High School	p	√
	Toronto Waldorf School	p	√
	Vancouver Waldorf School	p	√
	Waldorf School of Garden City	√	√
	Waldorf School of Saratoga Springs	√	√
	Washington Waldorf School	√	√
	Youth Initiative High School	p	√
2004		Accepts	Attends
	Austin Waldorf School	p	√
	Chicago Waldorf School	p	√
	Denver Waldorf School	√	√
	East Bay Waldorf School	√	√
	Green Meadow Waldorf School	√	√
	Hawthorne Valley	p	√
	Hazel Wolf Waldorf School	p	√
	High Mowing	p	√
	Highland Hall	√	√
	Honolulu Waldorf School	√	√
	Island Oak High School	√	√
	Kimberton Waldorf School	p	√
	Lexington Waldorf School	p	√
	Rudolf Steiner School of Ann Arbor	√	√
	Rudolf Steiner School of NY City	√	√
	Sacramento Waldorf School	p	√
	San Francisco Waldorf School	p	√
	Shining Mountain Waldorf School	√	√
	Summerfield Waldorf School and Farm	√	0

	Tara Performing Arts High School	p	✓
	Portland Waldorf School	p	✓
	Toronto Waldorf School	p	✓
	Waldorf School of Garden City	✓	✓
	Waldorf School of Saratoga Springs	✓	0
	Washington Waldorf School	p	✓
	Vancouver Waldorf School	p	✓
	Youth Initiative High School	p	✓

(Footnote)

* Many high schools collected data only on colleges attended by their graduates and did not collect data on other college acceptances.

Appendix B

Schools in Each Category

School Name	Region (Location)	Age Category (First Graduating Class)
Austin Waldorf School	Central (Austin, TX)	Young (2001)
Chicago Waldorf School	Central (Chicago, IL)	Medium (1995)
Denver Waldorf School	Mountain (Denver, CO)	Medium (1997)
East Bay Waldorf School	Pacific (El Sobrante, CA)	Young (2004)
Green Meadow Waldorf School	Eastern (Chestnut Ridge, NY)	Mature (1976)
Hawthorne Valley School	Eastern (Ghent, NY)	Mature (1983)
Hazel Wolf High School	Pacific (Seattle, WA)	Young (2001)
High Mowing School	Eastern (Wilton, NH)	Mature (1943)
Highland Hall Waldorf School	Pacific (Northridge, CA)	Mature (1971)
Honolulu Waldorf School	Pacific (Honolulu, HI)	Medium (1998)
Kimberton Waldorf School	Eastern (Kimberton, PA)	Mature (1967)
Lexington Waldorf School	Eastern (Lexington, MA)	Young (2000)
Portland Waldorf School	Pacific (Portland, OR)	Young (2003)
Rudolf Steiner School of Ann Arbor	Central* (Ann Arbor, MI)	Young (2000)
Rudolf Steiner School of NY City	Eastern (New York, NY)	Mature (1959)
Sacramento Waldorf School	Pacific (Sacramento, CA)	Mature (1978)
San Francisco Waldorf School	Pacific (San Francisco, CA)	Young (2001)
Shining Mountain Waldorf School	Mountain (Boulder, CO)	Medium (1996)
Summerfield Waldorf School and Farm	Pacific (Santa Rosa, CA)	Mature (1991)
Tara Performing Arts High School	Mountain (Boulder, CO)	Young (2001)
Washington Waldorf School	Eastern (Bethesda, MD)	Medium (1998)
Waldorf School of Garden City	Eastern (Garden City, NY)	Mature (1960)
Waldorf School of Saratoga Springs	Eastern (Saratoga Springs, NY)	Young (2001)
Island Oak High School	Canada (Duncan, BC)	Young (2002)
Toronto Waldorf School	Canada (Toronto, Ontario)	Mature (1979)
Youth Initiative High School	Central (Viroqua, WI)	Medium (1997)
Vancouver Waldorf School	Canada (N. Vancouver, BC)	Mature (1984)

(Footnote)* Although Ann Arbor, MI, is in the Eastern time zone, we have categorized it here as Central, grouping it with other schools in the Midwestern states such as Wisconsin and Illinois.

Appendix C

Listing of Carnegie Classifications

The 2000 Carnegie Classification includes all colleges and universities in the United States that are degree-granting and accredited by an agency recognized by the U.S. Secretary of Education. The 2000 edition classifies institutions based on their degree-granting activities from 1995–96 through 1997–98. For purposes of this study, we added one additional category containing all degree-granting colleges or universities outside of the United States.

Code	Carnegie Classification
15	Doctoral/Research Universities—Extensive
16	Doctoral/Research Universities—Intensive
21	Master's Colleges and Universities I
22	Master's Colleges and Universities II
31	Baccalaureate Colleges—Liberal Arts
32	Baccalaureate Colleges—General
33	Baccalaureate/Associate's Colleges
40	Associate's Colleges
51	Specialized Institutions—Theological seminaries and other specialized faith-related institutions
52	Specialized Institutions—Medical schools and medical centers
53	Specialized Institutions—Other separate health profession schools
54	Specialized Institutions—Schools of engineering and technology
55	Specialized Institutions—Schools of business and management
56	Specialized Institutions—Schools of art, music, and design
57	Specialized Institutions—Schools of law
58	Specialized Institutions—Teachers colleges
59	Specialized Institutions—Other specialized institutions
60	Tribal colleges and universities
101	Foreign College or University

Definitions of Classifications:¹

Doctorate-granting Institutions

Doctoral/Research Universities—Extensive: These institutions typically offer a wide range of baccalaureate programs, and they are committed to graduate education through the doctorate. During the period studied, they awarded 50 or more doctoral degrees¹ per year across at least 15 disciplines.³

Doctoral/Research Universities—Intensive: These institutions typically offer a wide range of baccalaureate programs, and they are committed to graduate education through the doctorate. During the period studied, they awarded at least ten doctoral degrees¹ per year across three or more disciplines,² or at least 20 doctoral degrees per year overall.

Master's Colleges and Universities

Master's Colleges and Universities I: These institutions typically offer a wide range of baccalaureate programs, and they are committed to graduate education through the master's degree. During the period studied, they awarded 40 or more master's degrees per year across three or more disciplines.²

Master's Colleges and Universities II: These institutions typically offer a wide range of baccalaureate programs, and they are committed to graduate education through the master's degree. During the period studied, they awarded 20 or more master's degrees per year.

Baccalaureate Colleges

Baccalaureate Colleges—Liberal Arts: These institutions are primarily undergraduate colleges with major emphasis on baccalaureate programs. During the period studied, they awarded at least half of their baccalaureate degrees in liberal arts fields.³

Baccalaureate Colleges—General: These institutions are primarily undergraduate colleges with major emphasis on baccalaureate programs. During the period studied, they awarded less than half of their baccalaureate degrees in liberal arts fields.³

Baccalaureate/Associate's Colleges: These institutions are undergraduate colleges where the majority of conferrals are at the subbaccalaureate level (associate's degrees and certificates). During the period studied, bachelor's degrees accounted for at least ten percent but less than half of all undergraduate awards.

Associate's Colleges

These institutions offer associate's degree and certificate programs but, with few exceptions, award no baccalaureate degrees.⁴ This group includes institutions where, during the period studied, bachelor's degrees represented less than 10 percent of all undergraduate awards.

Specialized Institutions

These institutions offer degrees ranging from the bachelor's to the doctorate and typically award a majority of degrees in a single field. The list includes only institutions that are listed as separate campuses in the *Higher Education Directory*. Specialized institutions include:

Theological seminaries and other specialized faith-related institutions: These institutions primarily offer religious instruction or train members of the clergy.

Medical schools and medical centers: These institutions award most of their professional degrees in medicine. In some instances, they include other health professions programs, such as dentistry, pharmacy, and nursing.

Other separate health profession schools: These institutions award most of their degrees in such fields as chiropractic, nursing, pharmacy, and podiatry.

Schools of engineering and technology: These institutions award most of their bachelor's or graduate degrees in technical fields of study.

Schools of business and management: These institutions award most of their bachelor's or graduate degrees in business or business-related programs.

Schools of art, music, and design: These institutions award most of their bachelor's or graduate degrees in art, music, design, architecture, or some combination of such fields.

Schools of law: These institutions award most of their degrees in law.

Teachers colleges: These institutions award most of their bachelor's or graduate degrees in education or education-related fields.

Other specialized institutions: Institutions in this category include graduate centers, maritime academies, military institutes, and institutions that do not fit any other classification category.

Tribal Colleges and Universities

These colleges are, with few exceptions, tribally controlled and located on reservations. They are all members of the American Indian Higher Education Consortium.

NOTES ON DEFINITIONS

1. Doctoral degrees are as defined in the Integrated Postsecondary Education Data System (IPEDS) from the National Center for Education Statistics (NCES). This includes the Ph.D. in any field as well as other doctoral-level degrees such as the Doctor of Education, Doctor of Juridical Science, and Doctor of Public Health. It excludes degrees defined as first-professional degrees in IPEDS. For more information, see:
<http://nces.ed.gov/ipeds>
2. Distinct disciplines are determined by the 4-digit series of the *Classification of Instructional Programs* published by NCES. For more information, see:
<http://nces.ed.gov/pubsearch/pubsinfo.asp?pubid=91396>
3. Liberal arts fields include the following fields (as listed in the *Classification of Instructional Programs*): English language and literature/letters; foreign languages and literatures; biological sciences/life sciences; mathematics; philosophy and religion; physical sciences; psychology; social sciences and history; visual and performing arts; area, ethnic, and cultural studies; liberal arts and sciences, general studies and humanities; and multi/interdisciplinary studies.
4. This group includes community, junior, and technical colleges.

(Footnote)

¹ As found on the Carnegie Classifications website, <http://www.carnegiefoundation.org/Classification/CIHE2000/PartIIfiles/partII.htm>

Appendix D

List of Colleges and Universities Accepting Waldorf Graduates, 1995–2004, Inclusive

University Name	Number of Waldorf Students Accepted
Oberlin College	82
Bard College	72
University of California-Santa Cruz	57
University of Colorado at Boulder	56
Hampshire College	55
Lewis & Clark College	48
Earlham College	45
Sarah Lawrence College	45
Skidmore College	44
Capilano College, CANADA	43
Guilford College	42
New York University	41
Boston University	40
Mount Holyoke College	38
University of Puget Sound	36
Smith College	35
Wheaton College	34
Vassar College	34
State University of New York at Binghamton	34
Goucher College	34
Ithaca College	32
Colorado College	32
Bennington College	30
Santa Rosa Junior College	30
Hobart and William Smith Colleges	29
Warren Wilson College	28
University of Massachusetts	28
Purchase College, State University of New York	27
University of California-Santa Barbara	27
Evergreen State College, The	27
New School University	26
Sonoma State University	25
Beloit College	25
Humboldt State University	25
Connecticut College	25
University of California-Berkeley	25
Reed College	24
Emerson College	24
Syracuse University	24
Wesleyan College	23
California State University-Northridge	23
San Francisco State University	23
University of Vermont	23
George Washington University	22
College of Wooster, The	21
State University of New York at Albany	21
Wellesley College	21
University of Southern California	20
Pitzer College	20
Clark University	19
Brown University	19
Antioch College	19
American University	19
Whitman College	19
St. John's College	18
Fordham University	18
University of California-Davis	18
State University of New York at New Paltz	18
Grinnell College	17
Kenyon College	17
Cornell University	17
Muhlenberg College	16
Hofstra University	16
Barnard College	16
Marlboro College	16
University of California-San Diego	16

University Name	Number of Waldorf Students Accepted
Franklin & Marshall College	16
State University of New York at Stony Brook	16
University of Oregon	16
Bates College	16
Colorado State University	16
Mills College	16
Occidental College	15
University of Hawaii at Hilo	15
McGill University, CANADA	15
York College	15
California Polytechnic State University-San Luis Obispo	15
Rhode Island School of Design	15
Savannah College of Art and Design	14
Kalamazoo College	14
University of Northern Colorado	14
Saint John's University	14
Alfred University	14
Eckerd College	14
Prescott College	14
Carnegie Mellon University	14
Macalester College	14
Northeastern University	14
Haverford College	13
City University of New York Hunter College	13
University of Victoria CANADA	13
Manhattanville College	13
University of Wisconsin-Madison	13
St. Mary's College of Maryland	13
University of California-Los Angeles	13
University of Colorado at Denver	13
Santa Clara University	12
University of Redlands	12
Mary Washington College	12
Drew University	12
University of Hartford	12
University of Washington	12
University of Michigan-Ann Arbor	12
University of Guelph, CANADA	12
University of Chicago	12
Indiana University at Bloomington	12
Carleton College	12
State University of New York at Buffalo	11
Marymount Manhattan College	11
Lawrence University	11
Colorado Mountain College	11
McMaster University, CANADA	11
Berkelee College of Music	11
Brandeis University	11
Tufts University	11
Bowdoin College	11
College of Santa Fe	11
Willamette University	10
California College of Arts and Crafts	10
Dalhousie College, CANADA	10
Gettysburg College	10
Western Washington University	10
Rochester Institute of Technology	10
University of Delaware	10
Union College	10
University of Rochester	10
Manhattan College	10
Dickinson College	10
Scripps College	10
Loyola College in Maryland	10
Pomona College	9
Swarthmore College	9
Pennsylvania State University Harrisburg	9
American River College	9
Juniata College	9
Bryn Mawr College	9
California State University-Monterey Bay	9
Columbia University in the City of New York	9
University of New Hampshire	9
Middlebury College	9
Tulane University	9
Maryland Institute College of Art	9

University Name	Number of Waldorf Students Accepted
State University of New York College at Oneonta	9
Colby College	9
Worcester Polytechnic Institute	9
School of Visual Arts	9
University of San Francisco	8
State University of New York College at Oswego	8
State University of New York College at Geneseo	8
Marist College	8
College of the Atlantic	8
Loyola Marymount University	8
Colby-Sawyer College	8
California State University-Chico	8
Rockland Community College	8
Pace University New York Campus	8
Colgate University	8
University of the Pacific	8
Kings University College CANADA	8
Johnson & Wales University	8
University of Toronto, CANADA	8
Fort Lewis College	7
Moravian College	7
Adelphi University	7
Pierce College	7
Lafayette College	7
Rutgers, The State University of New Jersey, Camden Campus	7
State University of New York College at Cortland	7
Pratt Institute	7
Concordia University	7
Boston College	7
Trent University, CANADA	7
University of Texas at Austin	7
Stanford University	7
Parsons School of Design	7
Franklin Pierce College	7
Bucknell University	7
Ohio Wesleyan University	7
Green Mountain College	7
University of Hawaii at Manoa	7
Columbia College	7
Whittier College	7
University of Maryland Baltimore	7
Hamilton College	7
City University of New York City College	7
Hartwick College	7
California State University-Sacramento	7
University of California-Irvine	7
University of Arizona	7
Arizona State University Main	7
Linfield College	6
University of North Carolina at Chapel Hill	6
Harvard University	6
Queens College	6
Yale University	6
Dartmouth College	6
Emory University	6
West Chester University of Pennsylvania	6
Drexel University	6
DePaul University	6
University of Maryland College Park	6
Georgetown University	6
Florida State University	6
University of Miami	6
Hendrix College	6
Temple University	6
University of Pennsylvania	6
University of Rhode Island	6
Chapman University	6
Fashion Institute of Design and Merchandising	6
Otis College of Art and Design	6
Queen's University, CANADA	6
Naropa University	6
University of Virginia	6
Pennsylvania State University College of Medicine	6
Trinity College	6

University Name	Number of Waldorf Students Accepted
University of the Arts	6
California State University-Long Beach	6
Rensselaer Polytechnic Institute	6
Case Western Reserve University	6
Friends University	6
College of William and Mary	6
Amherst College	6
St. Andrews, SCOTLAND	5
State University of New York College at Plattsburgh	5
Knox College	5
University of Cincinnati Main Campus	5
Hudson Valley Community College	5
Emily Carr Institute of Art & Design, CANADA	5
Davidson College	5
Lesley University	5
University of Waterloo, CANADA	5
James Madison University	5
Wheelock College	5
University of Connecticut	5
Keene State College	5
La Salle University	5
University of Montana - Missoula College of Technology	5
Elizabethtown College	5
Virginia Commonwealth University	5
Elmira College	5
Seattle University	5
Michigan State University	5
Ursinus College	5
University of Hawaii Kapiolani Community College	5
Williams College	5
Long Island University Brooklyn Campus	4
Culinary Institute of America	4
Cooper Union	4
Clark College	4
Hollins University	4
Duke University	4
Bentley College	4
Princeton University	4
St. Lawrence University	4
Curry College	4
Saint Anselm College	4
Washington University	4
Cazenovia College	4
State University of New York College at Potsdam	4
Eastern Michigan University	4
Center for Creative Studies - College of Art and Design	4
George Mason University	4
St. Andrews Presbyterian College	4
Sierra College	4
School of the Art Institute of Chicago	4
Lehigh University	4
Sacramento City College	4
Harvey Mudd College	4
Mount Allison University, CANADA	4
University of British Columbia, CANADA	4
University of Tampa	4
Hawaii Pacific University	4
Saint John's College	4
Austin Community College	4
School of the Museum of Fine Arts-Boston	4
Santa Monica College	4
Rice University	4
Wittenberg University	4
California State Polytechnic University-Pomona	4
California Lutheran University	4
Maine College of Art	4
Fairfield University	4
McDaniel College	4
Susquehanna University	4
Johns Hopkins University	4
Southern Methodist University	4
Saint Mary's College	4
Colorado School of Mines	3
University of Denver	3
Metropolitan State College of Denver	3
Wesleyan University	3

University Name	Number of Waldorf Students Accepted
San Jose State University	3
San Francisco Art Institute	3
Langara College, CANADA	3
University of California-Riverside	3
California State University-Fullerton	3
City University of New York Brooklyn College	3
California State University-Fresno	3
City University of New York John Jay College of Criminal Justice	3
Fashion Institute of Technology	3
Virginia Polytechnic Institute and State University	3
University of Western Ontario	3
Academy of Art College	3
Deep Springs College	3
New England Conservatory of Music	3
University of Maryland Baltimore County	3
Montgomery College Germantown Campus	3
Washington College	3
Allegany College of Maryland	3
Berea College	3
Assumption College	3
Babson College	3
Pratt Community College	3
University of Southampton ENGLAND	3
New York Institute of Technology - Central Islip Campus	3
Southern Illinois University at Carbondale	3
Siena Heights University	3
Northwestern University	3
Acadia University, CANADA	3
Lake Forest College	3
University of Illinois at Chicago	3
Salem State College	3
Suffolk University	3
Northland College	3
Wentworth Institute of Technology	3
Ryerson University, CANADA	3
University of Hawaii Windward Community College	3
University of South Florida	3
Cornell College, Iowa	3
Rollins College	3
Ringling School of Art and Design	3
Montserrat College of Art	3
Brevard College	3
Austin College	3
University of Scranton	3
Kutztown University of Pennsylvania	3
Otterbein College	3
Curtis Institute of Music	3
Ohio University Main Campus	3
Vanderbilt University	3
Miami University	3
University of Pittsburgh, Pittsburgh Campus	3
Millersville University of Pennsylvania	3
College of Saint Rose	3
Denison University	3
Roger Williams University	3
University of North Carolina at Asheville	3
Saint Michael's College	3
Clemson University	3
Bryn Athyn College of the New Church	3
Oregon State University	3
Bloomsburg University of Pennsylvania	3
Albright College	3
Long Island University C. W. Post Campus	3
State University of New York College at Fredonia	3
Portland State University	3
Brigham Young University	3
George Brown College, CANADA	2
Western Maryland College	2
University of Windsor, CANADA	2
Elon College	2
Adams State College	2
Western Culinary Institute	2
Anna Maria College	2
Peabody Institute of Johns Hopkins University	2

University Name	Number of Waldorf Students Accepted
Southwestern University	2
North Carolina School of the Arts	2
Maryland College of Art and Design	2
Unspecified Community College	2
Salisbury State University	2
Mount Ida College	2
Trinity University	2
Rose-Hulman Institute of Technology	2
Fitchburg State College	2
Fisher College	2
Massachusetts Institute of Technology	2
San Diego State University	2
State University of New York College at Old Westbury	2
Cleveland Institute of Music	2
King's College	2
Stony Brook University	2
Wagner College	2
New College	2
Bradford College	2
Malaspina University College, CANADA	2
Massachusetts College of Art	2
Wells College	2
Lycoming College	2
Beaver College	2
Fisk University	2
Goshen College	2
Saint Joseph College	2
Roosevelt University	2
Olivet Nazarene University	2
University of Dallas	2
University of Illinois at Urbana-Champaign	2
Cabrini College	2
Ohio State University Main Campus, The	2
Catholic University of America, The	2
Delaware County Community College	2
University of Idaho	2
Barry University	2
Embry-Riddle Aeronautical University	2
Florida Institute of Technology	2
Chaminade University of Honolulu	2
Florida International University	2
Lakehead University, CANADA	2
Oglethorpe University	2
Elmhurst College	2
Regis University	2
Unity College	2
Maine Maritime Academy	2
University of Maine	2
Mesa State College	2
Cleveland Institute of Art	2
Simmons College	2
University of Montreal	2
Brock University, CANADA	2
Holy Cross College	2
University of Kentucky	2
St. Edward's University	2
Sterling College	2
University of Findlay, The	2
United States Air Force Academy	2
Western State College	2
Wartburg College	2
University of Iowa	2
Long Island University: Friends World College	2
Coe College	2
Loyola University New Orleans	2
American Academy of Dramatic Arts	2
Kendall College of Art and Design	2
Marymount College	2
Johnson State College	2
Oakland University	2
City University of New York Bernard M. Baruch College	2
Philadelphia University	2
Washington State University	2
Nassau Community College	2
Moore College of Art and Design	2

University Name	Number of Waldorf Students Accepted
Saint Olaf College	2
Grand Valley State University	2
Bellevue Community College	2
Western Michigan University	2
Siena College	2
California Maritime Academy	2
Wayne State College	2
University of New Mexico Main Campus	2
University of Wisconsin Colleges	2
Daniel Webster College	2
Schenectady County Community College	2
New England College	2
Sage Colleges-Albany Campus	2
Gonzaga University	2
Polytechnic University	2
Claremont McKenna College	2
Albion College	2
Providence College	2
State University of New York College of Environmental Science and Forestry	2
Westfield State College	2
Western New England College	2
Northern Arizona University	2
University of Richmond	2
Adrian College	2
State University of New York College at Brockport	2
Ripon College	2
Pacific Lutheran Theological Seminary	2
Goddard College	2
Stonehill College	2
Villanova University	2
Central Michigan University	2
Mitchell College	1
Sacred Heart University	1
Quinnipiac University	1
California State University-Los Angeles	1
Okanagan University College, CANADA	1
Delaware Valley College	1
University of Florida	1
University of Latvia	1
Full Sail Real World Education	1
Birmingham-Southern College	1
University of Pittsburgh at Bradford	1
Vancouver School of Theology, CANADA	1
Kwantlen University College, CANADA	1
University of the Sciences in Philadelphia	1
Hartford Seminary	1
Allegheny College	1
Rensselaer at Hartford	1
Alaska Pacific University	1
University of New Haven	1
University of Tokyo, JAPAN	1
American College, The	1
Florida Atlantic University	1
American Conservatory Theater	1
Howard University	1
Slippery Rock University of Pennsylvania	1
Brooks Institute	1
Cabrillo College	1
Corcoran School of Art	1
Vancouver School of Animation, CANADA	1
California Institute of Technology	1
California State University-Dominguez Hills	1
Douglas College, CANADA	1
New England Institute of Technology	1
Selkirk College, CANADA	1
Delaware State University	1
Tusculum College	1
Allentown College of Saint Francis De Sales	1
California State University-Stanislaus	1
Chatham College	1
Vancouver Vocational Institute	1
Wesley College	1
Saint Joseph's University	1
Widener University	1

University Name	Number of Waldorf Students Accepted
Shippensburg University of Pennsylvania	1
Moorpark College	1
Furman University	1
St. Francis Xavier University, CANADA	1
Westmont College	1
University of La Verne	1
Concordia University, Montreal, CANADA	1
Richmond College, ENGLAND	1
Indiana University of Pennsylvania	1
Georgian College, CANADA	1
College of New Zealand, NEW ZEALAND	1
College of Marin	1
Menlo College	1
California State University-Channel Islands	1
Fanshawe College, CANADA	1
De Anza College	1
San Francisco Conservatory of Music	1
Lebanon Valley College	1
University of San Diego	1
Seneca College, CANADA	1
Lock Haven University of Pennsylvania	1
College of the Redwoods	1
University of Ottawa, CANADA	1
Messiah College	1
Hope International University	1
Pepperdine University	1
Pasadena City College	1
College of San Mateo	1
Front Range Community College	1
University of Northern British Columbia	1
Briarwood College	1
Pennsylvania School of Art & Design	1
Simon Fraser University, CANADA	1
Rocky Mountain College of Art & Design	1
University of California-San Francisco	1
Red Rocks Community College	1
La Roche College	1
Pennsylvania Academy of the Fine Arts	1
California Institute of the Arts	1
Duquesne University	1
Fullerton College	1
College of the Canyons	1
Foothill College	1
East Stroudsburg University of Pennsylvania	1
Edinboro University of Pennsylvania	1
Pace Institute	1
Richmond University, LONDON	1
Belmont University	1
South Dakota State University	1
Pennsylvania Institute of Technology	1
Cogswell Polytechnical College	1
University of Colorado at Colorado Springs	1
Western University of Health Sciences	1
Monash University, AUSTRALIA	1
University of Bridgeport	1
Canada College	1
University of Minnesota-Duluth	1
University of Massachusetts Boston	1
Olivet College	1
State University of New York at Farmingdale	1
Wayne State University	1
Augsburg College	1
Gustavus Adolphus College	1
West Virginia University	1
Minneapolis College of Art Design	1
Marygrove College	1
State University of New York College of Agriculture and Technology at Coble	1
College of Saint Catherine	1
Millsaps College	1
William Woods University	1
Montana State University - Billings	1
Montana State University - Bozeman	1
Clarkson College	1
South Puget Sound Community College	1
University of Utah	1

University Name	Number of Waldorf Students Accepted
Purdue University Calumet	1
Merrimack College	1
Middlesex Community College	1
State University of New York Maritime College	1
University of Wisconsin-Oshkosh	1
Texas Tech University Health Sciences Center	1
Northwood University	1
Pine Manor College	1
University of Nevada, Reno	1
Springfield College	1
Burlington College	1
Castleton State College	1
Milwaukee Area Technical College	1
Champlain College	1
University of Detroit Mercy	1
Madison Area Technical College	1
Western Wisconsin Technical College	1
Randolph-Macon College	1
Nazareth College of Rochester	1
City University of New York Borough of Manhattan Community College	1
Mount Saint Mary College	1
Mercy College	1
Marymount University	1
Radford University	1
Creighton University	1
Dowling College	1
Virginia Wesleyan College	1
Manhattan School of Music	1
Five Towns College	1
Genesee Community College	1
Le Moyne College	1
Sweet Briar College	1
Shenandoah University	1
Roanoke College	1
City University of New York Queens College	1
Eastern New Mexico University Main Campus	1
University of Wisconsin-Superior	1
Peninsula College	1
Woodbury College	1
Pacific Lutheran University	1
Plymouth State College	1
Hampton University	1
Ramapo College of New Jersey	1
Lynchburg College	1
Westminster Choir College of Rider University	1
Columbia-Greene Community College	1
Paul Smith's College of Arts and Sciences	1
Orange County Community College	1
Henry Cogswell College	1
New York Institute of Technology Main Campus - Old Westbury	1
University of Alabama at Birmingham	1
Humber College, CANADA	1
Seattle Central Community College	1
Seton Hall University	1
ITESO, MEXICO	1
Massachusetts Maritime Academy	1
University of Tulsa	1
Kendall College	1
Eastern Oklahoma State College	1
University of Toledo	1
Shimer College	1
Texas A&M University - Corpus Christi	1
Butler University	1
Oregon Institute of Technology	1
Newbury College	1
Saint Joseph's College	1
Iona College	1
University of North Texas	1
Taylor University	1
Valparaiso University	1
Drake University	1
Aberdeen College, SCOTLAND	1

University Name	Number of Waldorf Students Accepted
Portland Community College	1
Agnes Scott College	1
University of Portland	1
Georgia Institute of Technology	1
University of Georgia	1
Morehouse College	1
Spelman College	1
Eugene Bible College	1
Izmir Institute, TURKEY	1
Butler County Community College	1
University of Hawaii Honolulu Community College	1
Pacific University	1
University of Hawaii Leeward Community College	1
Baylor College of Medicine	1
Albertson College	1
North Idaho College	1
American Academy of Art	1
Hogeschool Helican Centrum voor Studiekeuze, HOLLAND	1
Pennsylvania College of Technology	1
Saint Louis University, SPAIN	1
Emerson College, ENGLAND	1
Towson University	1
East Carolina University	1
Campbell University	1
Appalachian State University	1
Kent State University Main Campus	1
Boston Conservatory	1
University of North Dakota Main Campus	1
Bristol Community College	1
Texas A&M University	1
Utica College of Syracuse University	1
Endicott College	1
University of Wyoming	1
United States Military Academy	1
College of the Holy Cross	1
Valley College of Technology	1
University of Maine at Machias	1
Southern Oregon University	1
Hiram College	1
Kansas State University	1
Asbury College	1
Eastern Kentucky University	1
University of Dayton	1
University of Louisiana at Lafayette	1
Wake Forest University	1
University College, Durham, ENGLAND	1
University of Maryland, GERMANY	1
University of New England	1
Baldwin-Wallace College	1
University of Southern Maine	1
Frostburg State University	1
University of Cape Town, SOUTH AFRICA	1
Hood College	1
Maharishi University of Management	1
International Technical College	1

Appendix E

Alphabetical List of Colleges and Universities Accepting Waldorf Graduates, 1995–2004, Inclusive

Aberdeen College, SCOTLAND	Bowdoin College
Academy of Art College	Bradford College
Acadia University, CANADA	Brandeis University
Adams State College	Brevard College
Adelphi University	Briarwood College
Adrian College	Brigham Young University
Agnes Scott College	Bristol Community College
Alaska Pacific University	Brock University, CANADA
Albertson College	Brooks Institute
Albion College	Brown University
Albright College	Bryn Athyn College of the New Church
Alfred University	Bryn Mawr College
Allegany College of Maryland	Bucknell University
Allegheny College	Burlington College
Allentown College of Saint Francis De Sales	Butler County Community College
American Academy of Art	Butler University
American Academy of Dramatic Arts	Cabrillo College
American College, The	Cabrini College
American Conservatory Theater	California College of Arts and Crafts
American River College	California Institute of Technology
American University	California Institute of the Arts
Amherst College	California Lutheran University
Anna Maria College	California Maritime Academy
Antioch College	California Polytechnic State University-San Luis Obispo
Appalachian State University	California State Polytechnic University-Pomona
Arizona State University Main	California State University-Channel Islands
Asbury College	California State University-Chico
Assumption College	California State University-Dominguez Hills
Augsburg College	California State University-Fresno
Austin College	California State University-Fullerton
Austin Community College	California State University-Long Beach
Babson College	California State University-Los Angeles
Baldwin-Wallace College	California State University-Monterey Bay
Bard College	California State University-Northridge
Barnard College	California State University-Sacramento
Barry University	California State University-Stanislaus
Bates College	Campbell University
Baylor College of Medicine	Canada College
Beaver College	Capilano College, CANADA
Bellevue Community College	Carleton College
Belmont University	Carnegie Mellon University
Beloit College	Case Western Reserve University
Bennington College	Castleton State College
Bentley College	Catholic University of America, The
Berea College	Cazenovia College
Berkelee College of Music	Center for Creative Studies - College of Art and Design
Birmingham-Southern College	Central Michigan University
Bloomsburg University of Pennsylvania	Chaminade University of Honolulu
Boston College	Champlain College
Boston Conservatory	Chapman University
Boston University	Chatham College

City University of New York Bernard M. Baruch College	Denison University
City University of New York Borough of Manhattan Community College	DePaul University
City University of New York Brooklyn College	Dickinson College
City University of New York City College	Douglas College, CANADA
City University of New York Hunter College	Dowling College
City University of New York John Jay College of Criminal Justice	Drake University
City University of New York Queens College	Drew University
Claremont McKenna College	Drexel University
Clark College	Duke University
Clark University	Duquesne University
Clarkson College	Earlham College
Clemson University	East Carolina University
Cleveland Institute of Art	East Stroudsburg University of Pennsylvania
Cleveland Institute of Music	Eastern Kentucky University
Coe College	Eastern Michigan University
Cogswell Polytechnical College	Eastern New Mexico University Main Campus
Colby College	Eastern Oklahoma State College
Colby-Sawyer College	Eckerd College
Colgate University	Edinboro University of Pennsylvania
College of Marin	Elizabethtown College
College of New Zealand, NEW ZEALAND	Elmhurst College
College of Saint Catherine	Elmira College
College of Saint Rose	Elon College
College of San Mateo	Embry-Riddle Aeronautical University
College of Santa Fe	Emerson College
College of the Atlantic	Emerson College, ENGLAND
College of the Canyons	Emily Carr Institute of Art & Design, CANADA
College of the Holy Cross	Emory University
College of the Redwoods	Endicott College
College of William and Mary	Eugene Bible College
College of Wooster, The	Evergreen State College, The
Colorado College	Fairfield University
Colorado Mountain College	Fanshawe College, CANADA
Colorado School of Mines	Fashion Institute of Design and Merchandising
Colorado State University	Fashion Institute of Technology
Columbia College	Fisher College
Columbia University in the City of New York	Fisk University
Columbia-Greene Community College	Fitchburg State College
Concordia University	Five Towns College
Concordia University, Montreal CANADA	Florida Atlantic University
Connecticut College	Florida Institute of Technology
Cooper Union	Florida International University
Corcoran School of Art	Florida State University
Cornell College	Foothill College
Cornell University	Fordham University
Creighton University	Fort Lewis College
Culinary Institute of America	Franklin & Marshall College
Curry College	Franklin Pierce College
Curtis Institute of Music	Friends University
Dalhousie College, CANADA	Front Range Community College
Daniel Webster College	Frostburg State University
Dartmouth College	Full Sail Real World Education
Davidson College	Fullerton College
De Anza College	Furman University
Deep Springs College	Genesee Community College
Delaware County Community College	George Brown College, CANADA
Delaware State University	George Mason University
Delaware Valley College	George Washington University

Georgetown University	Kutztown University of Pennsylvania
Georgia Institute of Technology	Kwantlen University College, CANADA
Georgian College, CANADA	La Roche College
Gettysburg College	La Salle University
Goddard College	Lafayette College
Gonzaga University	Lake Forest College
Goshen College	Lakehead University, CANADA
Goucher College	Langara College, CANADA
Grand Valley State University	Lawrence University
Green Mountain College	Le Moyne College
Grinnell College	Lebanon Valley College
Guilford College	Lehigh University
Gustavus Adolphus College	Lesley University
Hamilton College	Lewis & Clark College
Hampshire College	Linfield College
Hampton University	Lock Haven University of Pennsylvania
Hartford Seminary	Long Island University Brooklyn Campus
Hartwick College	Long Island University C. W. Post Campus
Harvard University	Long Island University: Friends World College
Harvey Mudd College	Loyola College in Maryland
Haverford College	Loyola Marymount University
Hawaii Pacific University	Loyola University New Orleans
Hendrix College	Lycoming College
Henry Cogswell College	Lynchburg College
Hiram College	Macalester College
Hobart and William Smith Colleges	Madison Area Technical College
Hofstra University	Maharishi University of Management
Hogeschool Helican Centrus voor Studiekeuze, HOLLAND	Maine College of Art
Hollins University	Maine Maritime Academy
Holy Cross College	Malaspina University College, CANADA
Hood College	Manhattan College
Hope International University	Manhattan School of Music
Howard University	Manhattanville College
Hudson Valley Community College	Marist College
Humber College, CANADA	Marlboro College
Humboldt State University	Mary Washington College
Indiana University at Bloomington	Marygrove College
Indiana University of Pennsylvania	Maryland College of Art and Design
International Technical College	Maryland Institute College of Art
Iona College	Marymount College
ITESO, MEXICO	Marymount Manhattan College
Ithaca College	Marymount University
Izmir Institute, TURKEY	Massachusetts College of Art
James Madison University	Massachusetts Institute of Technology
Johns Hopkins University	Massachusetts Maritime Academy
Johnson & Wales University	McDaniel College
Johnson State College	McGill University, CANADA
Juniata College	McMaster University, CANADA
Kalamazoo College	Menlo College
Kansas State University	Mercy College
Keene State College	Merrimack College
Kendall College	Mesa State College
Kendall College of Art and Design	Messiah College
Kent State University Main Campus	Metropolitan State College of Denver
Kenyon College	Miami University
King's College	Michigan State University
Kings University College, CANADA	Middlebury College
Knox College	Middlesex Community College

Millersville University of Pennsylvania	Pacific University
Mills College	Parsons School of Design
Millsaps College	Pasadena City College
Milwaukee Area Technical College	Paul Smith's College of Arts and Sciences
Minneapolis College of Art Design	Peabody Institute of Johns Hopkins University
Mitchell College	Peninsula College
Monash University, AUSTRALIA	Pennsylvania Academy of the Fine Arts
Montana State University - Billings	Pennsylvania College of Technology
Montana State University - Bozeman	Pennsylvania Institute of Technology
Montgomery College Germantown Campus	Pennsylvania School of Art & Design
Montserrat College of Art	Pennsylvania State University College of Medicine
Moore College of Art and Design	Pennsylvania State University Harrisburg
Moorpark College	Pepperdine University
Moravian College	Philadelphia University
Morehouse College	Pierce College
Mount Allison University, CANADA	Pine Manor College
Mount Holyoke College	Pitzer College
Mount Ida College	Plymouth State College
Mount Saint Mary College	Polytechnic University
Muhlenberg College	Pomona College
Naropa University	Portland Community College
Nassau Community College	Portland State University
Nazareth College of Rochester	Pratt Community College
New College	Pratt Institute
New England College	Prescott College
New England Conservatory of Music	Princeton University
New England Institute of Technology	Providence College
New School University	Purchase College, State University of New York
New York Institute of Technology - Central Islip Campus	Purdue University Calumet
New York Institute of Technology Main Campus - Old Westbury	Queen's University, CANADA
New York University	Queens College
Newbury College	Quinnipiac University
North Carolina School of the Arts	Radford University
North Idaho College	Ramapo College of New Jersey
Northeastern University	Randolph-Macon College
Northern Arizona University	Red Rocks Community College
Northland College	Reed College
Northwestern University	Regis University
Northwood University	Rensselaer at Hartford
Oakland University	Rensselaer Polytechnic Institute
Oberlin College	Rhode Island School of Design
Occidental College	Rice University
Oglethorpe University	Richmond College, ENGLAND
Ohio State University Main Campus, The	Richmond University, LONDON
Ohio University Main Campus	Ringling School of Art and Design
Ohio Wesleyan University	Ripon College
Okanagan University College, CANADA	Roanoke College
Olivet College	Rochester Institute of Technology
Olivet Nazarene University	Rockland Community College
Orange County Community College	Rocky Mountain College of Art & Design
Oregon Institute of Technology	Roger Williams University
Oregon State University	Rollins College
Otis College of Art and Design	Roosevelt University
Otterbein College	Rose-Hulman Institute of Technology
Pace Institute	Rutgers, The State University of New Jersey, Camden Campus
Pace University New York Campus	Ryerson University, CANADA
Pacific Lutheran Theological Seminary	Sacramento City College
Pacific Lutheran University	Sacred Heart University

Sage Colleges-Albany Campus
 Saint Anselm College
 Saint John's College
 Saint John's University
 Saint Joseph College
 Saint Joseph's College
 Saint Joseph's University
 Saint Louis University SPAIN
 Saint Mary's College
 Saint Michael's College
 Saint Olaf College
 Salem State College
 Salisbury State University
 San Diego State University
 San Francisco Art Institute
 San Francisco Conservatory of Music
 San Francisco State University
 San Jose State University
 Santa Clara University
 Santa Monica College
 Santa Rosa Junior College
 Sarah Lawrence College
 Savannah College of Art and Design
 Schenectady County Community College
 School of the Art Institute of Chicago
 School of the Museum of Fine Arts-Boston
 School of Visual Arts
 Scripps College
 Seattle Central Community College
 Seattle University
 Selkirk College, CANADA
 Seneca College, CANADA
 Seton Hall University
 Shenandoah University
 Shimer College
 Shippensburg University of Pennsylvania
 Siena College
 Siena Heights University
 Sierra College
 Simmons College
 Simon Fraser University, CANADA
 Skidmore College
 Slippery Rock University of Pennsylvania
 Smith College
 Sonoma State University
 South Dakota State University
 South Puget Sound Community College
 Southern Illinois University at Carbondale
 Southern Methodist University
 Southern Oregon University
 Southwestern University
 Spelman College
 Springfield College
 St. Andrews Presbyterian College
 St. Andrews, SCOTLAND
 St. Edward's University
 St. Francis Xavier University, CANADA
 St. John's College

St. Lawrence University
 St. Mary's College of Maryland
 Stanford University
 State University of New York at Albany
 State University of New York at Binghamton
 State University of New York at Buffalo
 State University of New York at Farmingdale
 State University of New York at New Paltz
 State University of New York at Stony Brook
 State University of New York College at Brockport
 State University of New York College at Cortland
 State University of New York College at Fredonia
 State University of New York College at Geneseo
 State University of New York College at Old Westbury
 State University of New York College at Oneonta
 State University of New York College at Oswego
 State University of New York College at Plattsburgh
 State University of New York College at Potsdam
 State University of New York College of Agriculture and
 Technology at Coble
 State University of New York College of Environmental Science
 and Forestry
 State University of New York Maritime College
 Sterling College
 Stonehill College
 Stony Brook University
 Suffolk University
 Susquehanna University
 Swarthmore College
 Sweet Briar College
 Syracuse University
 Taylor University
 Temple University
 Texas A&M University
 Texas A&M University - Corpus Christi
 Texas Tech University Health Sciences Center
 Towson University
 Trent University, CANADA
 Trinity College
 Trinity University
 Tufts University
 Tulane University
 Tusculum College
 Union College
 United States Air Force Academy
 United States Military Academy
 Unity College
 University College, Durham ENGLAND
 University of Alabama at Birmingham
 University of Arizona
 University of Bridgeport
 University of British Columbia, CANADA
 University of California-Berkeley
 University of California-Davis
 University of California-Irvine
 University of California-Los Angeles
 University of California-Riverside
 University of California-San Diego

University of California-San Francisco
 University of California-Santa Barbara
 University of California-Santa Cruz
 University of Cape Town, SOUTH AFRICA
 University of Chicago
 University of Cincinnati Main Campus
 University of Colorado at Boulder
 University of Colorado at Colorado Springs
 University of Colorado at Denver
 University of Connecticut
 University of Dallas
 University of Dayton
 University of Delaware
 University of Denver
 University of Detroit Mercy
 University of Findlay, The
 University of Florida
 University of Georgia
 University of Guelph, CANADA
 University of Hartford
 University of Hawaii at Hilo
 University of Hawaii at Manoa
 University of Hawaii Honolulu Community College
 University of Hawaii Kapiolani Community College
 University of Hawaii Leeward Community College
 University of Hawaii Windward Community College
 University of Idaho
 University of Illinois at Chicago
 University of Illinois at Urbana-Champaign
 University of Iowa
 University of Kentucky
 University of La Verne
 University of Latvia
 University of Louisiana at Lafayette
 University of Maine
 University of Maine at Machias
 University of Maryland Baltimore
 University of Maryland Baltimore County
 University of Maryland College Park
 University of Maryland GERMANY
 University of Massachusetts
 University of Massachusetts Boston
 University of Miami
 University of Michigan-Ann Arbor
 University of Minnesota-Duluth
 University of Montana - Missoula College of Technology, The
 University of Montreal
 University of Nevada, Reno
 University of New England
 University of New Hampshire
 University of New Haven
 University of New Mexico Main Campus
 University of North Carolina at Asheville
 University of North Carolina at Chapel Hill
 University of North Dakota Main Campus
 University of North Texas
 University of Northern British Columbia
 University of Northern Colorado

University of Oregon
 University of Ottawa, CANADA
 University of Pennsylvania
 University of Pittsburgh at Bradford
 University of Pittsburgh, Pittsburgh Campus
 University of Portland
 University of Puget Sound
 University of Redlands
 University of Rhode Island
 University of Richmond
 University of Rochester
 University of San Diego
 University of San Francisco
 University of Scranton
 University of South Florida
 University of Southampton, ENGLAND
 University of Southern California
 University of Southern Maine
 University of Tampa
 University of Texas at Austin
 University of the Arts
 University of the Pacific
 University of the Sciences in Philadelphia
 University of Tokyo, JAPAN
 University of Toledo
 University of Toronto, CANADA
 University of Tulsa
 University of Utah
 University of Vermont
 University of Victoria, CANADA
 University of Virginia
 University of Washington
 University of Waterloo, CANADA
 University of Western Ontario, CANADA
 University of Windsor, CANADA
 University of Wisconsin Colleges
 University of Wisconsin-Madison
 University of Wisconsin-Oshkosh
 University of Wisconsin-Superior
 University of Wyoming
 Unspecified Community College
 Ursinus College
 Utica College of Syracuse University
 Valley College of Technology
 Valparaiso University
 Vancouver School of Animation
 Vancouver School of Theology
 Vancouver Vocational Institute
 Vanderbilt University
 Vassar College
 Villanova University
 Virginia Commonwealth University
 Virginia Polytechnic Institute and State University
 Virginia Wesleyan College
 Wagner College
 Wake Forest University
 Warren Wilson College
 Wartburg College

Washington College
Washington State University
Washington University
Wayne State College
Wayne State University
Wellesley College
Wells College
Wentworth Institute of Technology
Wesley College
Wesleyan College
Wesleyan University
West Chester University of Pennsylvania
West Virginia University
Western Culinary Institute
Western Maryland College
Western Michigan University
Western New England College
Western State College
Western University of Health Sciences
Western Washington University
Western Wisconsin Technical College
Westfield State College
Westminster Choir College of Rider University
Westmont College
Wheaton College
Wheelock College
Whitman College
Whittier College
Widener University
Willamette University
William Woods University
Williams College
Wittenberg University
Woodbury College
Worcester Polytechnic Institute
Yale University
York College

Appendix F

Alternatives to College

The following is a list of alternate choices to college that Waldorf graduates have made for the year(s) following high school graduation. In many cases the students received a one-year deferment from colleges to which were accepted.

Studied ballet in London, England
Traveled to Chile to study crafts
Became a professional forester
Took a year to travel throughout the United States by motorcycle
Took a year to travel to Europe (several responses)
Traveled to Ecuador to participate in an international work project for a year
Took a year to live in Italy and learn Italian
Became a professional competitive horsewoman
Traveled to Japan sponsored by Rotary International
Attended cooking or culinary school (several responses)
Volunteered at ITESCO in Guadalajara, Mexico
Apprenticed with an architectural firm in Seattle
Apprenticed with a fashion designer
Traveled for two years in the “Up With People” program
Pursued a career in the performing arts in Los Angeles (several responses)
Acted in a lead role in a television series in New Zealand
Worked as a production assistant for the internationally acclaimed “Medieval Babes” in London
Went to Vienna, Austria, to apprentice with a world famous painter
Stayed in Chicago to study art privately
Traveled to Alaska to fish commercially for crabs for a year
Studied to be a professional dog trainer
Went to work on biodynamic farms (a large number of responses)
Became certified as day care workers (several responses)
Became trained masseurs (several responses)
Took a year to work for “Canada Free Youth,” “Serve Canada,” or “Katimavik” (several responses)
Went to Mexico to a Spanish intensive language school
Went to Guatemala to a Spanish intensive language school
Went to Spain to teach English and study
Went to Spain to be a nanny for a year
Went to France to be a nanny for a year
Went to Europe to make a documentary film
Worked for Habitat for Humanity (several responses)
Worked for a year to earn money for college (several responses)
Volunteered in Camphill Villages (several responses)
Worked for a year at a Camphill Village in India
Worked for a year at a Camphill Village in Ireland
Enrolled in the teacher training program for Waldorf handwork teachers
Jointed the Big Apple circus
Became a juggler with “Circus Circus”
Became a stone mason building St. John’s Cathedral in New York City

Became a stand-up comedian
Worked as an *au pair* in France
Toured the world with an international youth chorus
Went to China to study calligraphy
Studied Buddhism at a Zen Retreat for a year
Traveled to South Africa (two responses)
Volunteered at a medical clinic in Bolivia
Traveled to Japan to study Japanese art before going to art school
Hiked the length of the Appalachian Trail
Worked on a biodynamic farm in Germany
Worked in an orphanage in Africa
Did international volunteer work in Ecuador
Traveled to Australia to meet aborigines and do a “walkabout”
Started a post and beam construction company
Traveled to England and Ireland for a year and supported himself performing music
Attended junior college to strengthen their academic skills (a few responses)

. . . and more

Appendix G

Letter and Research Instrument

Dear Friends,

The last comprehensive study on what happens to Waldorf students after they graduate was done almost twenty years ago. Since the Waldorf movement has grown tremendously in the United States in that time, it is important to have up-to-date information on the effects of Waldorf education. Many thanks to the Research Institute for Waldorf Education for funding this project. The results will be useful for both marketing and fundraising, enabling schools to boost their enrollment and enrich their programs.

There are two significant parts to this project. The first part, for which we need the help of Waldorf high schools, is in reporting what colleges have accepted your graduates and what your graduates decide to do in the year following graduation. For the second part, we will be contacting graduates directly to ask how their Waldorf education has helped shape their lives.

For lists of all colleges that have accepted your graduates, we are counting on using the AWSNA Annual Reports. If there were any years when your college acceptances were not published in your Annual Report, please include those lists in the form below, or note that that information was not collected. For information on what your graduates decided to do after high school, please fill in the following form to the best of your ability.

Thank you so much for your help. In order for this study to be as accurate and comprehensive as possible, it is vital that we collect as much of this information as possible. The results will be a tool for all of us to use in strengthening our individual schools and the Waldorf movement all over the country.

Sincerely,

Faith Baldwin

David Mitchell
davidm@awsna.org
phone: 303-541-9244
fax: 303-541-9244

What year did you have your first graduating class? _____

2004:

Number of graduates: _____

How many went on to college? _____

Which colleges did they go to?

How many did not go to college the year after high school? _____

What did each of those students plan to do?

2003:

Number of graduates: _____

How many went on to college? _____

Which colleges did they go to?

How many did not go to college the year after high school? _____

What did each of those students plan to do?

2002:

Number of graduates: _____

How many went on to college? _____

Which colleges did they go to?

How many did not go to college the year after high school? _____

What did each of those students plan to do?

2001:

Number of graduates: _____

How many went on to college? _____

Which colleges did they go to?

How many did not go to college the year after high school? _____

What did each of those students plan to do?

2000:

Number of graduates: _____

How many went on to college? _____

Which colleges did they go to?

How many did not go to college the year after high school? _____

What did each of those students plan to do?

1999:

Number of graduates: _____

How many went on to college? _____

Which colleges did they go to?

How many did not go to college the year after high school? _____

What did each of those students plan to do?

1998:

Number of graduates: _____

How many went on to college? _____

Which colleges did they go to?

How many did not go to college the year after high school? _____

What did each of those students plan to do?

1997:

Number of graduates: _____

How many went on to college? _____

Which colleges did they go to?

How many did not go to college the year after high school? _____

What did each of those students plan to do?

1996:

Number of graduates: _____

How many went on to college? _____

Which colleges did they go to?

How many did not go to college the year after high school? _____

What did each of those students plan to do?

1995:

Number of graduates: _____

How many went on to college? _____

Which colleges did they go to?

How many did not go to college the year after high school? _____

What did each of those students plan to do?