

**Research on Waldorf Graduates  
in North America  
Phase I**

**Research Institute for Waldorf Education**



**Faith Baldwin**

**Douglas Gerwin**

**David Mitchell**

**April 2005**

**The Research Institute for Waldorf Education**  
**PO Box 307**  
**Wilton, New Hampshire**  
**03086-0307**  
**603-654-2566**  
**researchinstitute@earthlink.net**

Title: *Research on Waldorf Graduates in North America, Phase 1*

Researchers: Faith Baldwin and David Mitchell

Database designer: Ken Beitel

Editors: David Mitchell and Douglas Gerwin

Project Coordinators: David Mitchell and Roberto Trostli

Proofreader: Ann Erwin

© 2005, Research Institute for Waldorf Education

*This study was made possible due to grants from the Waldorf Educational Foundation and the Waldorf Schools Fund.*

# Table of Contents

Introduction	
The Growth of the Waldorf School Movement in the United States.....	1
Previous Studies on Waldorf Graduates.....	2
Methodology of the Research	
How the Information Was Collected.....	2
<i>Information from Waldorf High Schools</i> .....	2
<i>Information from the Association of Waldorf Schools of North America (AWSNA)</i> .....	2
How the Information Was Analyzed.....	3
<i>Year</i> .....	3
<i>Region</i> .....	3
<i>Age of the Waldorf School</i> .....	4
Categorizing Colleges and Universities.....	4
Data Analysis	
What Types of Colleges Accept Waldorf Graduates?.....	5
<i>Trends over Time</i> .....	5
<i>Regional Differences</i> .....	6
<i>Differences Based on the Age of the Waldorf School</i> .....	6
Which Colleges Do Waldorf Graduates Attend?.....	7
<i>Regional Differences</i> .....	8
<i>Carnegie Classifications</i> .....	8
Graduates Not Going Directly to College.....	8
<i>Trends over Time</i> .....	9
<i>Age of the Waldorf School</i> .....	9
<i>Regional Differences</i> .....	10
Conclusions and Further Research	
<i>Conclusions</i> .....	11
<i>Shortcomings of the Survey</i> .....	11
<i>Recommendations</i> .....	11
<i>Further Research</i> .....	11
Appendix A	
<i>Information collected (from schools, by year)</i> .....	13
Appendix B	
<i>Waldorf high schools participating in the survey, by category</i> .....	20
Appendix C	
<i>List and definitions of Carnegie Classifications</i> .....	22
Appendix D	
<i>List of Colleges and Universities that have accepted Waldorf graduates from 1995 through 2004, inclusive, arranged by number of Waldorf graduates accepted</i> .....	25
Appendix E	
<i>List of Colleges and Universities that have accepted Waldorf graduates from 1995 through 2004, inclusive, arranged alphabetically</i> .....	35
Appendix F	
<i>Examples of alternatives to attending college directly after graduation</i> .....	42
Appendix G	
<i>Letter and Research Instrument sent out to high schools</i> .....	44

# Introduction

Waldorf education is designed to provide its students with broad skill sets and a wide range of interests, giving them many options in life and allowing them to find fulfilling vocations. Seventy-five years after the founding of the first Waldorf school in the United States and with the tremendous growth of Waldorf schools across the country, it is time to look in a systematic way at what happens to Waldorf graduates: How many go on to college? Which colleges accept Waldorf graduates, and to which colleges do they choose to go? How many do not go directly to college, and what do they do instead?

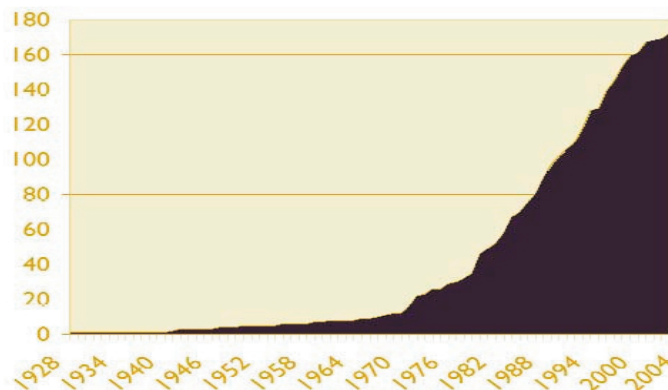
This first phase in a two-part survey examined these questions by gathering data collected in 2004–2005 in the United States and Canada from twenty-seven Waldorf high schools reporting on what their graduates from the past ten years did in the year following graduation. Phase Two will look at career choices, how Waldorf graduates are perceived by their professors and employers, and how well Waldorf education prepared them for life and the challenges of today’s world. Both phases of this survey will be useful to enrollment coordinators, marketing/outreach directors, college counselors, parents deciding where to enroll their children, and students graduating from Waldorf schools across the country.

The results of the first phase of this survey show that the vast majority of Waldorf graduates go to an enormous range of colleges and universities. Some take a year off to explore the world or, go directly into a trade that feels meaningful to them. These results suggest that Waldorf education does in fact produce free-thinking individuals with a broad range of interests.

## The Growth of the Waldorf School Movement in the United States

The number of Waldorf schools has grown dramatically over the last decade, highlighting the urgency for a survey such as this one. Over the last thirty years, the number of Waldorf schools affiliated with the Association of Waldorf Schools of North America (AWSNA) has grown from fewer than ten in 1970, to more than one hundred and sixty as of December 2004.

**Number of Waldorf Schools in the U.S., 1928-2004<sup>1</sup>**



Most of these schools started with the younger grades and grew one grade each year; thus it takes quite a long time before a school considers starting a high school. As the schools founded in the 1980s mature, the number of high schools is increasing quite dramatically: in the last decade the number of Waldorf high schools has grown from 15 to 37. Only a few Waldorf high schools are not directly affiliated with a Waldorf elementary school.

In 1995 there were 13 Waldorf high schools with graduating classes in North America,<sup>2</sup> for which we have information on 164 graduates (see Appendix A for school information submitted). By 2004 there were 29

Waldorf high schools with graduating classes, and there is information on 438 graduates from that year. There are also currently 8 high schools in North America that do not yet have graduating classes; they are not included in this survey, but their existence shows that this growth trend is continuing.

## **Previous Studies on Waldorf Graduates**

In the United States, there have been two major studies on Waldorf graduates prior to this one:

- The first *Waldorf Alumni Survey* was conducted in 1987. Sponsored by the Association of Waldorf Schools of North America and funded by the Waldorf Educational Fund of the Glenmede Trust Company, this survey sent out 2,400 questionnaires and received 710 in reply. This survey brought in useful statistical and anecdotal results from nine Waldorf high schools and was a good start in surveys of this nature.
- The second was the *Association of Waldorf Schools of North America Graduate Survey—1994*. This project was conducted to gain insights into the ways that former students of Waldorf schools view the benefits and weaknesses of their education. There were some significant flaws in the research design and implementation, which are described in the conclusion of that survey. In design, the questionnaire contained open-ended questions that made it difficult to tabulate results or establish relative weights of strengths/weaknesses. In implementation, the questionnaires were given to schools to distribute and collect and so were distributed in vastly different ways and to different groups of students. Some schools even changed the phrasing of the questions sent out.

The survey for this study was different from the prior studies in that it was primarily quantitative instead of qualitative. By using information collected by schools instead of relying on graduates to return surveys, major trends could be tracked in a way that was not possible with open-ended questions.

## **Methodology of the Research**

### **How the Information Was Collected**

For this survey, there were two major sources of information: Waldorf high schools with graduating classes and the Association of Waldorf Schools of North America (AWSNA).

#### *Information from Waldorf High Schools*

Surveys were sent out starting in September 2004 to 27 Waldorf high schools with graduating classes. This survey requested information on how many graduates they had had each year from 1995 to 2004, inclusive; how many went to college directly after high school and to which colleges they went; and how many did not go to college directly after high school and what they did instead. A copy of the survey is included in Appendix E. All 27 high schools returned the survey, giving information on 2,776 Waldorf graduates. A complete list of information collected from each Waldorf high school can be found in Appendix A.

#### *Information from the Association of Waldorf Schools of North America (AWSNA)*

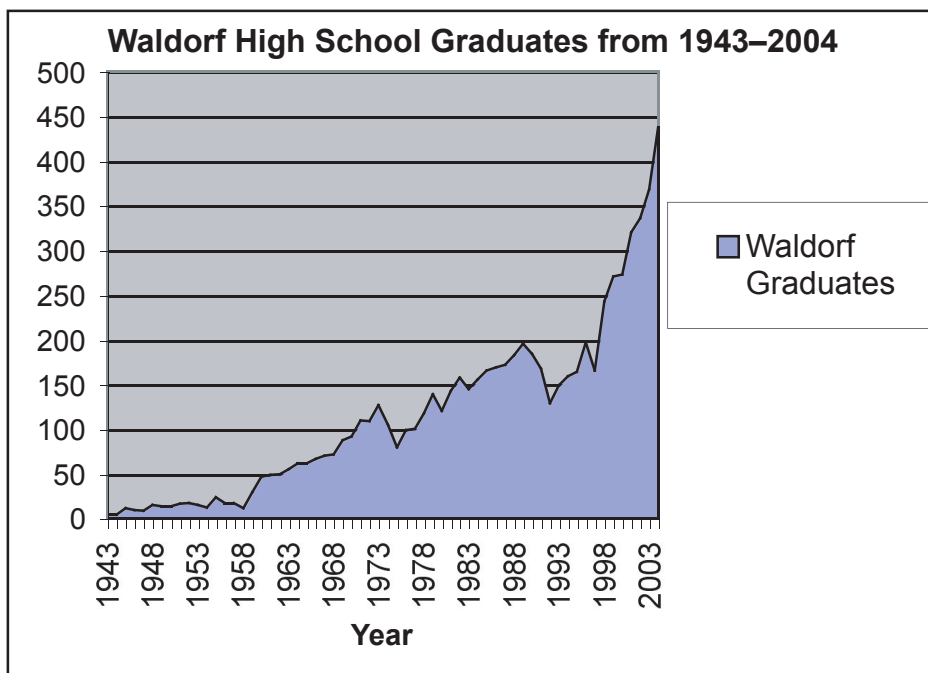
The survey contains 4,376 college acceptances (regardless of whether students later attended these institutions) from 1995–2004, inclusive. This information was taken from data collected by AWSNA: a compilation of graduate surveys collected from 1995–2000 and lists of acceptances submitted by schools in their AWSNA Annual Reports for 2001–2004. For a complete list of information compiled on college acceptances, see Appendix A.

## How the Information Was Analyzed

Information was entered into a database in ACCESS specifically designed for this project<sup>3</sup> and is divided by year, by region, and by high school age.

### *Year*

For college acceptances and attendance, the aggregate over the span of the survey is given along with a breakdown for 2004 to see recent trends of where Waldorf graduates apply and attend. In looking at trends in the number of students not going directly to college, a year-by-year breakdown from 1995 through 2004 is examined. A graph showing the number of Waldorf high school graduates demonstrates the growth of this movement over time.<sup>4</sup>



### *Region*

The regional breakdown was based on the Time Zone in which the school is located. As can be seen in the table below, the vast majority of Waldorf high schools are located in the Eastern or Pacific region, with only a few schools situated in the middle of the country. For a list of which Waldorf high schools fall into which category, refer to Appendix B.

<b>Waldorf High Schools by Region in 2004</b>	
<b>Region</b>	<b>Number of Waldorf High Schools</b>
Eastern	10
Central	4
Mountain	3
Pacific (includes Hawaii)	7
Canada	3
<i>Total</i>	<i>27</i>

#### *Age of the Waldorf School*

For purposes of this survey the high schools are categorized as Mature, Medium, or Young, based on the year of their first graduating class, as described below. As previously mentioned, there are also 8 high schools in North America that do not yet go up through the 12th grade and, therefore, were not included in the survey. For a list of Waldorf high schools by age, refer to Appendix A.

<b>Number of Waldorf High Schools by Age in 2004</b>		
<b>Age Category</b>	<b>1<sup>st</sup> Graduating Class</b>	<b>Number of Schools in this Survey</b>
Mature	1994 or earlier	11
Medium	1995-1999	6
Young	2000-2004	10
<i>Total</i>		<i>27</i>

#### *Categorizing Colleges and Universities*

In order to categorize the types of Colleges that Waldorf graduates have attended, the Carnegie Classification of Institutions of Higher Learning was used. This is the leading typology of American Colleges and Universities and is the framework by which institutional diversity of U.S. higher education is commonly described. We have modified this list slightly to include foreign universities. For a list of Carnegie Classifications, see Appendix C. For a complete list of colleges and universities in the U.S. and how they are classified, visit the Carnegie Classifications website,

<http://www.carnegiefoundation.org/Classification/CIHE2000/PartIIfiles/partII.htm>.

# Data Analysis

## What Types of Colleges Accept Waldorf Graduates?

An impressively diverse number of institutions accept Waldorf graduates: in 2004 alone, the 438 graduates were accepted at 342 different colleges. Over the course of this survey, Waldorf graduates were accepted by 717 accredited colleges and universities, spanning 18 of the 20 types of institutions in the Carnegie Classification system. The two categories in which Waldorf graduates registered no acceptances were *Specialized Institutions—Schools of law* and *Tribal colleges and universities*.

Within this diversity, some colleges stand out as accepting larger numbers of Waldorf graduates: Oberlin College in Ohio and Bard College in New York State top the list by a significant margin. Following is a table containing the top ten colleges in accepting Waldorf graduates. For a complete listing of colleges and universities accepting Waldorf graduates for the period covered this survey, see Appendices D and E.

<b>Top Colleges in Accepting Waldorf High School Graduates 1995–2004, inclusive</b>	
<b>University Name and Location</b>	<b>Number of Students</b>
<b>Oberlin College</b> , Oberlin, OH	82
<b>Bard College</b> , Annandale-on-Hudson, NY	72
<b>University of California-Santa Cruz</b> , CA	57
<b>University of Colorado</b> , Boulder, CO	56
<b>Hampshire College</b> , Amherst, MA	55
<b>Lewis &amp; Clark College</b> , Portland, OR	48
<b>Earlham College</b> , Richmond, IN	45
<b>Sarah Lawrence College</b> , Bronxville, NY	45
<b>Skidmore College</b> , Saratoga Springs, NY	44
<b>Capilano College</b> , N. Vancouver, CANADA	43

With the exception of UC Santa Cruz and the University of Colorado, these are all small private liberal arts colleges. However, as the data below suggests, a surprisingly large number of Waldorf graduates opt to enroll in large universities.

### *Trends over Time*

The year 2004 is interesting to look at compared to the aggregate. Four of the top ten colleges accepting Waldorf high school graduates in 2004 are not on the aggregate top ten list (University of Puget Sound, Mount Holyoke College, San Francisco State University, and Willamette University). This may well reflect the growing number of Waldorf high schools and their locations around the country, as well as colleges' increasing knowledge of Waldorf schools and experience with Waldorf high school graduates.



<b>Colleges and Universities Accepting Waldorf High School Graduates</b>	
<b>1995–2004 Acceptances, Inclusive</b>	<b>2004 Acceptances</b>
<b>Oberlin College, (82)</b>	<b>Lewis &amp; Clark College, (13)</b>
<b>Bard College, (72)</b>	<b>University of Colorado, (13)</b>
<b>University of California-Santa Cruz, (57)</b>	<b>University of Puget Sound, (12)</b>
<b>University of Colorado, (56)</b>	<b>Mount Holyoke College, (10)</b>
<b>Hampshire College, (55)</b>	<b>Oberlin College, (10)</b>
<b>Lewis &amp; Clark College, (48)</b>	<b>University of California-Santa Cruz, (9)</b>
<b>Earlham College, (45)</b>	<b>Sarah Lawrence College, (9)</b>
<b>Sarah Lawrence College, (45)</b>	<b>San Francisco State University, (9)</b>
<b>Skidmore College, (44)</b>	<b>Willamette University, (7)</b>
<b>Capilano College, (43)</b>	<b>Earlham College, (7)</b>

### *Regional Differences*

As might be expected, there are significant variations in college acceptances by region. These differences are probably based on the choices of colleges to which Waldorf graduates applied. While that information was not collected for this survey, it is likely that high school graduates would tend to apply to colleges relatively close to home.

For Waldorf graduates in the Pacific region, the top 10 schools to accept them were all on the West coast. For the Eastern region, 8 out of the top 10 colleges were in the East, but interestingly the very top college, Oberlin College, is in the Midwest (Oberlin, Ohio). Earlham College, at number 9, is also located in the Midwest (Richmond, Indiana). While Ohio and most parts of Indiana are in the Eastern Standard Time Zone, it is worth noting their location in the Midwest as opposed to being near the coast. For Canadian high school graduates, 8 of the top 10 accepting colleges are in Canada, with Oberlin College and Bard College being the only schools not in Canada.

The Central and Mountain regions were more diversified. The Central Waldorf graduates' top 10 acceptances included 6 colleges in the Central Time Zone and 4 in the East. The Mountain Waldorf graduates' top 10 acceptances included 6 colleges in the Mountain Time Zone, 2 in the Pacific Time Zone, and 2 in the Eastern Time Zone.

### *Differences Based on Age of the Waldorf School*

The vast majority of Waldorf graduates over the course of this survey come from Mature Waldorf Schools:

<b>Number of Graduates by Waldorf High Schools Age 1995-2004, Inclusive</b>	
<b>School Age Category</b>	<b>Number of Graduates in this Survey</b>
Mature	1,868
Medium	540
Young	368
<i>Total</i>	<i>2,776</i>

Additionally, Mature Waldorf high schools are heavily concentrated in the East (6 in the East and 3 in the Pacific region), while Medium and Young schools are much more evenly distributed.

<b>Number of Waldorf High Schools with Graduating Classes</b>						
		Eastern	Central	Mountain	Pacific	Canada
Mature		6	0	0	3	2
Medium		1	2	2	1	0
Young		3	2	1	3	1

When analyzing the differences in college acceptances across this category, it appears that geography plays a much greater role than school age: New York University accepted 36 students from Mature Waldorf high schools, but does not appear in the top 20 accepting colleges for either Medium or Young schools; this is most likely because of the number of Mature Waldorf schools on the East Coast. Likewise, the University of Colorado at Boulder accepted 39 students from Medium schools, but does not appear in the top 20 accepting colleges for graduates from Mature Waldorf schools, as there are no Mature Waldorf high schools in the Mountain region. Despite these regional differences, however, the top 3 colleges accepting graduates from Mature high schools (University of California at Santa Cruz, Oberlin College in Oberlin, Ohio, and Bard College in Annandale-on-Hudson, New York) appear in the top 12 accepting colleges for graduates from all three categories: Mature, Medium, and Young high schools.

### **Which Colleges Do Waldorf Graduates Attend?**

Waldorf graduates choose to attend a wide range of colleges and universities. In fact it is notable that within a graduating class at a given school, there were generally very few people going to the same college as their classmates. In 2004 alone, the 438 Waldorf graduates attended 201 different colleges.

<b>Top Colleges Attended by Waldorf Graduates 1995-2004, Inclusive</b>			
<b>University Name</b>	<b>Number of Students Attended</b>	<b>Number of Students Accepted</b>	<b>Percentage of Acceptances that Attend</b>
<b>Oberlin College</b> , Oberlin, OH	47	82	57.3%
<b>Capilano College</b> , N. Vancouver, Canada	43	N/A <sup>5</sup>	N/A
<b>University of California-Santa Cruz</b> , CA	36	57	63.2%
<b>Bard College</b> , Annandale-on-Hudson, NY	34	72	47.2%
<b>University of Colorado</b> , Boulder, CO	31	56	55.4%
<b>Hampshire College</b> , Amherst, MA	26	55	47.3%
<b>Earlham College</b> , Richmond, IN	23	45	51.1%
<b>New York University</b> , New York, NY	22	41	53.7%
<b>California State University- Northridge</b> , CA	20	23	86.96%
<b>Mount Holyoke College</b> , South Hadley, MA	20	38	52.6%

It is not surprising to see Oberlin at the top of the list of the top 10 colleges that Waldorf graduates have attended directly after high school graduation. However, it is interesting to note that 4 of the 10 are large universities, belying the impression that most Waldorf graduates go to small liberal arts schools.

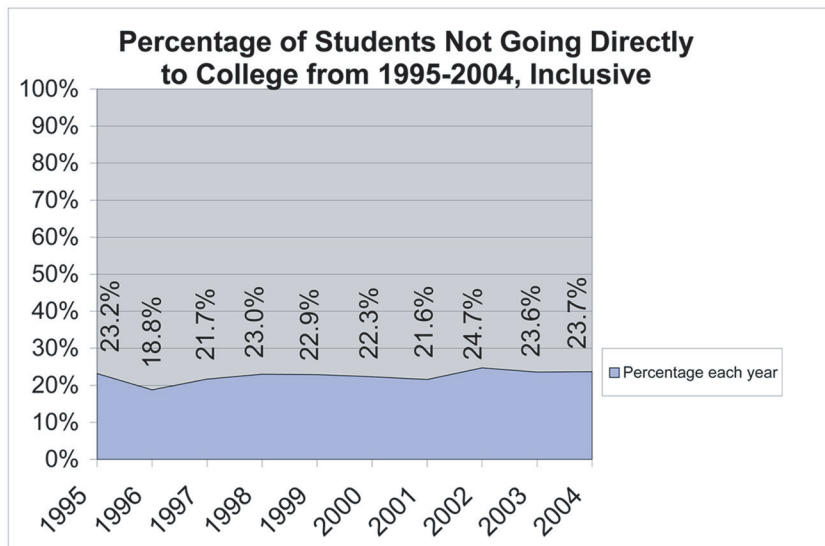
#### *Regional Differences*

Waldorf graduates tend to attend colleges in their own geographical areas. For the most part, the top 10 accepting colleges for a given area are also the top 10 attended colleges.

#### *Carnegie Classifications*

In looking at the types of institutions that Waldorf graduates attended, some 32.24% go to universities that contain Masters or Doctoral programs. An additional 27.27% of Waldorf graduates go to liberal arts baccalaureate colleges.

Even though many people view Waldorf schools as “arts schools that encourage graduates to go into the arts,” only 3.95% of Waldorf graduates go to *Specialized Institutions—Schools of art, music, and design* (Carnegie Classifications). While many students specialize in the arts at more generalized institutions which would not show up in this survey, this number is still much lower than many might expect. 1.2% attend other specialized institutions (engineering and technical schools, business and management, etc.), although again many more students may study these subjects at state universities or other colleges. 7.2% of Waldorf graduates go to associate colleges, and 6.48% of Waldorf graduates go to colleges or universities outside of the United States.



### Graduates Not Going Directly to College

Of the 2,776 Waldorf high school graduates in this survey, 633 did not go directly to college (22.8%). Of these, we have no information on future plans for 96 students. Of the remaining 537 students, nearly half (39.7% or 213 students) were either accepted to a college and deferred admission for a year, announced plans to enroll in college after a year of work or travel, or were pursuing the Ontario Academic Credit (OAC), an interim step for many Canadian students to go to universities in Ontario.<sup>6</sup> This number (213 students) represents 7.6% of all Waldorf high school graduates in this survey. 86 students (3.1% of Waldorf high school graduates) went into training, education, or work/internship for a specific trade, or into community service. An additional 133 students (4.8%) were reported to go on to ‘work’ with no area or future plans specified. Of the total, 10 students (0.03%) joined the Armed Services.

While some schools keep detailed records of what graduates not going directly to college were planning to do, others keep little or no record at all. However, from those that did keep records, it is apparent that students deciding not to go directly to college are having rich life experiences. For anecdotal evidence, take this record from High Mowing’s graduates’ plans in 2003, when 8 of their 26 graduates that year did not go directly to college. These eight students’ plans were: 1– train with a stonemason; 2– backpack and record music; 3– work for the Coast Guard; 4– join a circus; 5– become a comedian; 6– travel; 7– work on art; 8– ‘work,’ unspecified field. The diversity seen at High Mowing also occurs in schools of every category.

#### *Trends over Time*

The percentage of Waldorf students overall who do not go directly to college each year has been relatively stable over the past decade, ranging from 18.8% to 24.7%.

#### *Age of the Waldorf School*

One question in the researchers’ minds was whether the age of the Waldorf school affected the number of graduates going directly to college. The results are difficult to interpret, as the high percentage of students at Canadian schools taking an extra year for the Ontario Academic Certificate skews the results for the Mature category significantly (see *Regional Differences*, below). Including the Canadian schools, the percentage of students at Mature schools not going directly to college stands at 23.67%. Excluding the Canadian schools, however, reveals the following trends (see table below), showing that for the most part, the younger schools do in fact have higher percentages of students who choose not to go directly to college.

<b>Waldorf School Age Differences Students Not Going Directly to College 1995–2004, Inclusive</b>			
<b>School Category</b>	<b>Number of Students</b>	<b>Total Number of Graduates</b>	<b>Percentage</b>
Mature (without Canadian schools)	270	1,508	17.9%
Medium	100	540	18.5%
Young	91	368	24.7%

### *Regional Differences*

As mentioned above, the Canadian schools have a significantly higher rate of students not going directly on to college than do their United States counterparts. In addition to study for the OAC in Ontario, there is an established tradition (common in England and other parts of Europe as well) for high school graduates to engage in what they call a “Gap Year.” The idea is by taking a year to travel, do community service, work or engage in other experiences, young people will serve themselves well by being more focused in their studies or whatever they choose to do later in life.

<b>Regional Differences Students Not Going Directly to College 1995–2004, Inclusive</b>			
<b>School Category</b>	<b>Number of Students</b>	<b>Total Number of Graduates</b>	<b>Percentage</b>
Eastern	225	1,166	19.3%
Central	47	253	18.6%
Mountain	49	224	21.9%
Pacific	131	753	17.4%
Canada	181	377	48.0%

# Conclusions and Further Research

## *Conclusions*

The major conclusion from this survey is that Waldorf graduates are accepted to and attend a wide variety of colleges and universities with a broad geographical distribution. Geographical location of the Waldorf school affects college attendance more than age of the Waldorf school; however, age of the Waldorf school correlates inversely with a higher percentage of students from younger schools deciding not to go directly to college.

A significant portion of Waldorf graduates (22.8%) choose to not go directly to college. This number is significantly higher in Canadian schools (48%), where a “Gap Year” is commonly encouraged and additional study for the Ontario Academic Certificate was previously required.

## *Shortcomings of the Survey*

Because this study was retrospective, the completeness of each questionnaire depended heavily on how much of this information each school had collected over the past decade. In general, most schools kept information on which colleges their graduates attended; however, the level of data collected on students not going directly to college varied widely. There is significant under-representation in regards to the college acceptance information. Collected from the Annual Reports that schools submitted to AWSNA, the information submitted by member schools was highly varied in content and format: some reported only students’ future plans, others gave lists of colleges to which their graduates had been accepted, but with no numbers attached to them. For a complete list of information compiled on college acceptances, see Appendix A.

## *Recommendations*

As Waldorf schools continue to proliferate and mature, it is important to track information on the future plans of Waldorf graduates. Collection of this data should be further standardized in Delegates’ reports to AWSNA, and New Initiatives and Developing Schools should be encouraged to start collecting this information in a standardized way from the time of their first graduating class. Future studies should consider being prospective instead of retrospective.

## *Further Research*

As previously mentioned, this study is the first phase in a two-part study, and will form the foundation upon which further research will rest. Phase 2 will go much more deeply into the lives of Waldorf graduates. The researchers will target randomly selected graduates with the longest tenure at their respective Waldorf schools from the classes of 1994, 1996, 1998, 2000, and 2002. The students will be asked to provide the names of their employers or several college professors. The researchers will then call these individuals and ask them specific questions about the students. The researchers are most interested in determining the level of emotional intelligence, social awareness, cognitive flexibility, and unique qualities and deficiencies the students brought to the class or work situation.

The study will ascertain how many of these students graduated from a university or college, how many went on to graduate school, and what occupations they engaged in after college, revealing the range of vocations and careers. The students themselves will be asked to comment on their Waldorf and college experiences, evaluate their own physical and mental health, assess their life values (which will be

evaluated based on a blind research model, or other statistically accepted model, so that the information can be quantified). We will ask about their personal long-term commitments to partners and how they value close relationships.

In the end we hope to have both anecdotal and statistical information to evaluate.

---

### **Footnotes:**

<sup>1</sup> Graph supplied by David Mitchell from material for the AWSNA Development Committee.

<sup>2</sup> Camphill Special School in Beaver Run, PA, is a residential and school program for children and adolescents with developmental disabilities and is not included in this study. More information about Camphill Special School can be found at <http://www.beaverrun.org/>.

<sup>3</sup> This new database was designed by Ken Beitel.

<sup>4</sup> Data gathered from AWSNA records by David Mitchell.

<sup>5</sup> The Canadian Waldorf high schools have not tracked college acceptances, so only attendances were recorded.

<sup>6</sup> The Ontario Academic Certificate (OAC) was required, until recently, to enter into colleges and universities in Ontario, Canada, and the Toronto Waldorf School set up an optional thirteenth year to prepare for these exams.

## Appendix A Information Collected

√ = complete

p = partial information\*

0 = no information

1995	Schools with Graduating Classes	Accepts	Attends
	Chicago Waldorf School	p	√
	Green Meadow Waldorf School	√	√
	Hawthorne Valley	√	√
	High Mowing	√	√
	Highland Hall	√	√
	Kimberton Waldorf School	√	√
	Rudolf Steiner School of NY City	√	√
	Sacramento Waldorf School	p	√
	Summerfield Waldorf School and Farm	√	√
	Toronto Waldorf School	p	√
	Vancouver Waldorf School	p	√
	Waldorf School of Garden City	√	√
	Washington Waldorf School	√	p
1996		Accepts	Attends
	Chicago Waldorf School	p	√
	Green Meadow Waldorf School	p	√
	Hawthorne Valley	p	√
	High Mowing	√	√
	Highland Hall	√	√
	Kimberton Waldorf School	p	√
	Rudolf Steiner School of NY City	p	p
	Sacramento Waldorf School	p	√
	Shining Mountain Waldorf School	√	√
	Summerfield Waldorf School and Farm	p	p
	Toronto Waldorf School	p	√
	Vancouver Waldorf School	p	√
	Waldorf School of Garden City	p	√
	Washington Waldorf School	0	0



1997		Accepts	Attends
	Chicago Waldorf School	p	√
	Denver Waldorf School	p	√
	Green Meadow Waldorf School	√	√
	Hawthorne Valley	√	p
	High Mowing	√	√
	Highland Hall	√	√
	Kimberton Waldorf School	√	√
	Rudolf Steiner School of NY City	√	√
	Sacramento Waldorf School	√	√
	Shining Mountain Waldorf School	√	√
	Summerfield Waldorf School and Farm	√	p
	Toronto Waldorf School	p	p
	Vancouver Waldorf School	p	√
	Waldorf School of Garden City	√	p
	Washington Waldorf School	√	0
	Youth Initiative High School	p	√
1998		Accepts	Attends
	Chicago Waldorf School	√	√
	Denver Waldorf School	p	√
	Green Meadow Waldorf School	p	√
	Hawthorne Valley	√	p
	High Mowing	√	√
	Highland Hall	p	√
	Honolulu Waldorf School	p	√
	Kimberton Waldorf School	√	√
	Rudolf Steiner School of NY City	√	√
	Sacramento Waldorf School	√	√
	Shining Mountain Waldorf School	p	√
	Summerfield Waldorf School and Farm	√	√
	Toronto Waldorf School	p	√
	Vancouver Waldorf School	p	√
	Waldorf School of Garden City	√	√
	Washington Waldorf School	√	√
	Youth Initiative High School	p	√

<b>1999</b>		<b>Accepts</b>	<b>Attends</b>
	Chicago Waldorf School	√	√
	Denver Waldorf School	√	√
	Green Meadow Waldorf School	√	√
	Hawthorne Valley	p	√
	High Mowing	p	√
	Highland Hall	p	√
	Honolulu Waldorf School	√	√
	Kimberton Waldorf School	√	√
	Rudolf Steiner School of NY City	√	√
	Sacramento Waldorf School	√	√
	Summerfield Waldorf School and Farm	√	√
	Shining Mountain Waldorf School	√	√
	Toronto Waldorf School	p	√
	Vancouver Waldorf School	p	√
	Waldorf School of Garden City	√	√
	Washington Waldorf School	p	√
	Youth Initiative High School	p	√
<b>2000</b>		<b>Accepts</b>	<b>Attends</b>
	Chicago Waldorf School	√	√
	Denver Waldorf School	√	√
	Green Meadow Waldorf School	√	√
	Hawthorne Valley	√	√
	High Mowing	p	√
	Highland Hall	√	√
	Honolulu Waldorf School	√	√
	Kimberton Waldorf School	√	√
	Lexington Waldorf School	√	√
	Rudolf Steiner School of Ann Arbor	p	√
	Rudolf Steiner School of NY City	p	√
	Sacramento	p	√
	Shining Mountain Waldorf School	√	√
	Summerfield Waldorf School and Farm	p	√
	Toronto Waldorf School	p	√

	Vancouver Waldorf School	p	√
	Waldorf School of Garden City	√	√
	Washington Waldorf School	√	√
	Youth Initiative High School	p	√
<b>2001</b>		<b>Accepts</b>	<b>Attends</b>
	Austin Waldorf School	p	√
	Chicago Waldorf School	p	√
	Denver Waldorf School	p	√
	Green Meadow Waldorf School	p	√
	Hawthorne Valley	√	√
	Hazel Wolf Waldorf School	p	√
	High Mowing	√	√
	Highland Hall	p	√
	Honolulu Waldorf School	√	√
	Kimberton Waldorf School	√	√
	Lexington Waldorf School	√	√
	Rudolf Steiner School of NY City	√	p
	Sacramento Waldorf School	p	√
	Summerfield Waldorf School and Farm	√	√
	Shining Mountain Waldorf School	p	√
	Rudolf Steiner School of Ann Arbor	√	√
	San Francisco Waldorf School	√	√
	Tara Performing Arts High School	p	√
	Toronto Waldorf School	p	√
	Vancouver Waldorf School	p	√
	Waldorf School of Garden City	p	√
	Waldorf School of Saratoga Springs	p	0
	Washington Waldorf School	√	√
	Youth Initiative High School	p	√
<b>2002</b>		<b>Accepts</b>	<b>Attends</b>
	Austin Waldorf School	p	√
	Chicago Waldorf School	√	√
	Denver Waldorf School	p	√
	Green Meadow Waldorf School	p	√

	Hawthorne Valley	p	√
	Hazel Wolf Waldorf School	p	√
	High Mowing	p	√
	Highland Hall	√	√
	Honolulu Waldorf School	√	√
	Island Oak High School	p	√
	Kimberton Waldorf School	√	√
	Lexington Waldorf School	√	√
	Rudolf Steiner School of Ann Arbor	√	√
	Rudolf Steiner School of NY City	√	√
	Sacramento Waldorf School	p	√
	Shining Mountain Waldorf School	p	√
	Summerfield Waldorf School and Farm	p	0
	San Francisco Waldorf School	p	√
	Toronto Waldorf School	p	√
	Vancouver Waldorf School	p	√
	Waldorf School of Garden City	√	√
	Waldorf School of Saratoga Springs	p	0
	Washington Waldorf School	√	√
	Youth Initiative High School	p	√
<b>2003</b>		<b>Accepts</b>	<b>Attends</b>
	Austin Waldorf School	√	√
	Chicago Waldorf School	p	√
	Denver Waldorf School	p	√
	Green Meadow Waldorf School	p	√
	Hawthorne Valley	√	√
	Hazel Wolf Waldorf School	p	√
	High Mowing	p	√
	Highland Hall	√	√
	Honolulu Waldorf School	p	√
	Island Oak High School	√	√
	Kimberton Waldorf School	p	√
	Lexington Waldorf School	p	√
	Sacramento Waldorf School	p	√

	Summerfield Waldorf School and Farm	√	0
	Shining Mountain Waldorf School	p	√
	Rudolf Steiner School of Ann Arbor	p	√
	Rudolf Steiner School of NY City	√	√
	Portland Waldorf School	√	√
	San Francisco Waldorf School	√	√
	Tara Performing Arts High School	p	√
	Toronto Waldorf School	p	√
	Vancouver Waldorf School	p	√
	Waldorf School of Garden City	√	√
	Waldorf School of Saratoga Springs	√	√
	Washington Waldorf School	√	√
	Youth Initiative High School	p	√
<b>2004</b>		<b>Accepts</b>	<b>Attends</b>
	Austin Waldorf School	p	√
	Chicago Waldorf School	p	√
	Denver Waldorf School	√	√
	East Bay Waldorf School	√	√
	Green Meadow Waldorf School	√	√
	Hawthorne Valley	p	√
	Hazel Wolf Waldorf School	p	√
	High Mowing	p	√
	Highland Hall	√	√
	Honolulu Waldorf School	√	√
	Island Oak High School	√	√
	Kimberton Waldorf School	p	√
	Lexington Waldorf School	p	√
	Rudolf Steiner School of Ann Arbor	√	√
	Rudolf Steiner School of NY City	√	√
	Sacramento Waldorf School	p	√
	San Francisco Waldorf School	p	√
	Shining Mountain Waldorf School	√	√
	Summerfield Waldorf School and Farm	√	0

	Tara Performing Arts High School	p	√
	Portland Waldorf School	p	√
	Toronto Waldorf School	p	√
	Waldorf School of Garden City	√	√
	Waldorf School of Saratoga Springs	√	0
	Washington Waldorf School	p	√
	Vancouver Waldorf School	p	√
	Youth Initiative High School	p	√

**(Footnote)**

\* Many high schools collected data only on colleges attended by their graduates and did not collect data on other college acceptances.

## Appendix B

### Schools in Each Category

School Name	Region (Location)	Age Category (First Graduating Class)
Austin Waldorf School	Central (Austin, TX)	Young (2001)
Chicago Waldorf School	Central (Chicago, IL)	Medium (1995)
Denver Waldorf School	Mountain (Denver, CO)	Medium (1997)
East Bay Waldorf School	Pacific (El Sobrante, CA)	Young (2004)
Green Meadow Waldorf School	Eastern (Chestnut Ridge, NY)	Mature (1976)
Hawthorne Valley School	Eastern (Ghent, NY)	Mature (1983)
Hazel Wolf High School	Pacific (Seattle, WA)	Young (2001)
High Mowing School	Eastern (Wilton, NH)	Mature (1943)
Highland Hall Waldorf School	Pacific (Northridge, CA)	Mature (1971)
Honolulu Waldorf School	Pacific (Honolulu, HI)	Medium (1998)
Kimberton Waldorf School	Eastern (Kimberton, PA)	Mature (1967)
Lexington Waldorf School	Eastern (Lexington, MA)	Young (2000)
Portland Waldorf School	Pacific (Portland, OR)	Young (2003)
Rudolf Steiner School of Ann Arbor	Central* (Ann Arbor, MI)	Young (2000)
Rudolf Steiner School of NY City	Eastern (New York, NY)	Mature (1959)
Sacramento Waldorf School	Pacific (Sacramento, CA)	Mature (1978)
San Francisco Waldorf School	Pacific (San Francisco, CA)	Young (2001)
Shining Mountain Waldorf School	Mountain (Boulder, CO)	Medium (1996)
Summerfield Waldorf School and Farm	Pacific (Santa Rosa, CA)	Mature (1991)
Tara Performing Arts High School	Mountain (Boulder, CO)	Young (2001)
Washington Waldorf School	Eastern (Bethesda, MD)	Medium (1998)
Waldorf School of Garden City	Eastern (Garden City, NY)	Mature (1960)
Waldorf School of Saratoga Springs	Eastern (Saratoga Springs, NY)	Young (2001)
Island Oak High School	Canada (Duncan, BC)	Young (2002)
Toronto Waldorf School	Canada (Toronto, Ontario)	Mature (1979)
Youth Initiative High School	Central (Viroqua, WI)	Medium (1997)
Vancouver Waldorf School	Canada (N. Vancouver, BC)	Mature (1984)

**(Footnote)**\* Although Ann Arbor, MI, is in the Eastern time zone, we have categorized it here as Central, grouping it with other schools in the Midwestern states such as Wisconsin and Illinois.

## Appendix C

### Listing of Carnegie Classifications

The 2000 Carnegie Classification includes all colleges and universities in the United States that are degree-granting and accredited by an agency recognized by the U.S. Secretary of Education. The 2000 edition classifies institutions based on their degree-granting activities from 1995–96 through 1997–98. For purposes of this study, we added one additional category containing all degree-granting colleges or universities outside of the United States.

Code	Carnegie Classification
15	Doctoral/Research Universities—Extensive
16	Doctoral/Research Universities—Intensive
21	Master’s Colleges and Universities I
22	Master’s Colleges and Universities II
31	Baccalaureate Colleges—Liberal Arts
32	Baccalaureate Colleges—General
33	Baccalaureate/Associate’s Colleges
40	Associate’s Colleges
51	Specialized Institutions—Theological seminaries and other specialized faith-related institutions
52	Specialized Institutions—Medical schools and medical centers
53	Specialized Institutions—Other separate health profession schools
54	Specialized Institutions—Schools of engineering and technology
55	Specialized Institutions—Schools of business and management
56	Specialized Institutions—Schools of art, music, and design
57	Specialized Institutions—Schools of law
58	Specialized Institutions—Teachers colleges
59	Specialized Institutions—Other specialized institutions
60	Tribal colleges and universities
101	Foreign College or University



## Definitions of Classifications:<sup>1</sup>

### Doctorate-granting Institutions

Doctoral/Research Universities—Extensive: These institutions typically offer a wide range of baccalaureate programs, and they are committed to graduate education through the doctorate. During the period studied, they awarded 50 or more doctoral degrees<sup>1</sup> per year across at least 15 disciplines.<sup>3</sup>

Doctoral/Research Universities—Intensive: These institutions typically offer a wide range of baccalaureate programs, and they are committed to graduate education through the doctorate. During the period studied, they awarded at least ten doctoral degrees<sup>1</sup> per year across three or more disciplines,<sup>2</sup> or at least 20 doctoral degrees per year overall.

### Master's Colleges and Universities

Master's Colleges and Universities I: These institutions typically offer a wide range of baccalaureate programs, and they are committed to graduate education through the master's degree. During the period studied, they awarded 40 or more master's degrees per year across three or more disciplines.<sup>2</sup>

Master's Colleges and Universities II: These institutions typically offer a wide range of baccalaureate programs, and they are committed to graduate education through the master's degree. During the period studied, they awarded 20 or more master's degrees per year.

### Baccalaureate Colleges

Baccalaureate Colleges—Liberal Arts: These institutions are primarily undergraduate colleges with major emphasis on baccalaureate programs. During the period studied, they awarded at least half of their baccalaureate degrees in liberal arts fields.<sup>3</sup>

Baccalaureate Colleges—General: These institutions are primarily undergraduate colleges with major emphasis on baccalaureate programs. During the period studied, they awarded less than half of their baccalaureate degrees in liberal arts fields.<sup>3</sup>

Baccalaureate/Associate's Colleges: These institutions are undergraduate colleges where the majority of conferrals are at the subbaccalaureate level (associate's degrees and certificates). During the period studied, bachelor's degrees accounted for at least ten percent but less than half of all undergraduate awards.

### Associate's Colleges

These institutions offer associate's degree and certificate programs but, with few exceptions, award no baccalaureate degrees.<sup>4</sup> This group includes institutions where, during the period studied, bachelor's degrees represented less than 10 percent of all undergraduate awards.

### Specialized Institutions

These institutions offer degrees ranging from the bachelor's to the doctorate and typically award a majority of degrees in a single field. The list includes only institutions that are listed as separate campuses in the *Higher Education Directory*. Specialized institutions include:

Theological seminaries and other specialized faith-related institutions: These institutions primarily offer religious instruction or train members of the clergy.

Medical schools and medical centers: These institutions award most of their professional degrees in medicine. In some instances, they include other health professions programs, such as dentistry, pharmacy, and nursing.

Other separate health profession schools: These institutions award most of their degrees in such fields as chiropractic, nursing, pharmacy, and podiatry.

Schools of engineering and technology: These institutions award most of their bachelor's or graduate degrees in technical fields of study.

Schools of business and management: These institutions award most of their bachelor's or graduate degrees in business or business-related programs.

Schools of art, music, and design: These institutions award most of their bachelor's or graduate degrees in art, music, design, architecture, or some combination of such fields.

Schools of law: These institutions award most of their degrees in law.

Teachers colleges: These institutions award most of their bachelor's or graduate degrees in education or education-related fields.

Other specialized institutions: Institutions in this category include graduate centers, maritime academies, military institutes, and institutions that do not fit any other classification category.

## **Tribal Colleges and Universities**

These colleges are, with few exceptions, tribally controlled and located on reservations. They are all members of the American Indian Higher Education Consortium.

## **NOTES ON DEFINITIONS**

1. Doctoral degrees are as defined in the Integrated Postsecondary Education Data System (IPEDS) from the National Center for Education Statistics (NCES). This includes the Ph.D. in any field as well as other doctoral-level degrees such as the Doctor of Education, Doctor of Juridical Science, and Doctor of Public Health. It excludes degrees defined as first-professional degrees in IPEDS. For more information, see:  
<http://nces.ed.gov/ipeds>
2. Distinct disciplines are determined by the 4-digit series of the *Classification of Instructional Programs* published by NCES. For more information, see:  
<http://nces.ed.gov/pubsearch/pubsinfo.asp?pubid=91396>
3. Liberal arts fields include the following fields (as listed in the *Classification of Instructional Programs*): English language and literature/letters; foreign languages and literatures; biological sciences/life sciences; mathematics; philosophy and religion; physical sciences; psychology; social sciences and history; visual and performing arts; area, ethnic, and cultural studies; liberal arts and sciences, general studies and humanities; and multi/interdisciplinary studies.
4. This group includes community, junior, and technical colleges.

### **(Footnote)**

<sup>1</sup> As found on the Carnegie Classifications website, <http://www.carnegiefoundation.org/Classification/CIHE2000/PartIIfiles/partII.htm>

## Appendix D

### List of Colleges and Universities Accepting Waldorf Graduates, 1995–2004, Inclusive

University Name	Number of Waldorf Students Accepted
Oberlin College	82
Bard College	72
University of California-Santa Cruz	57
University of Colorado at Boulder	56
Hampshire College	55
Lewis & Clark College	48
Earlham College	45
Sarah Lawrence College	45
Skidmore College	44
Capilano College, CANADA	43
Guilford College	42
New York University	41
Boston University	40
Mount Holyoke College	38
University of Puget Sound	36
Smith College	35
Wheaton College	34
Vassar College	34
State University of New York at Binghamton	34
Goucher College	34
Ithaca College	32
Colorado College	32
Bennington College	30
Santa Rosa Junior College	30
Hobart and William Smith Colleges	29
Warren Wilson College	28
University of Massachusetts	28
Purchase College, State University of New York	27
University of California-Santa Barbara	27
Evergreen State College, The	27
New School University	26
Sonoma State University	25
Beloit College	25
Humboldt State University	25
Connecticut College	25
University of California-Berkeley	25
Reed College	24
Emerson College	24
Syracuse University	24
Wesleyan College	23
California State University-Northridge	23
San Francisco State University	23
University of Vermont	23
George Washington University	22
College of Wooster, The	21
State University of New York at Albany	21
Wellesley College	21
University of Southern California	20
Pitzer College	20
Clark University	19
Brown University	19
Antioch College	19
American University	19
Whitman College	19
St. John's College	18
Fordham University	18
University of California-Davis	18
State University of New York at New Paltz	18
Grinnell College	17
Kenyon College	17
Cornell University	17
Muhlenberg College	16
Hofstra University	16
Barnard College	16
Marlboro College	16
University of California-San Diego	16

University Name	Number of Waldorf Students Accepted
Franklin & Marshall College	16
State University of New York at Stony Brook	16
University of Oregon	16
Bates College	16
Colorado State University	16
Mills College	16
Occidental College	15
University of Hawaii at Hilo	15
McGill University, CANADA	15
York College	15
California Polytechnic State University-San Luis Obispo	15
Rhode Island School of Design	15
Savannah College of Art and Design	14
Kalamazoo College	14
University of Northern Colorado	14
Saint John's University	14
Alfred University	14
Eckerd College	14
Prescott College	14
Carnegie Mellon University	14
Macalester College	14
Northeastern University	14
Haverford College	13
City University of New York Hunter College	13
University of Victoria CANADA	13
Manhattanville College	13
University of Wisconsin-Madison	13
St. Mary's College of Maryland	13
University of California-Los Angeles	13
University of Colorado at Denver	13
Santa Clara University	12
University of Redlands	12
Mary Washington College	12
Drew University	12
University of Hartford	12
University of Washington	12
University of Michigan-Ann Arbor	12
University of Guelph, CANADA	12
University of Chicago	12
Indiana University at Bloomington	12
Carleton College	12
State University of New York at Buffalo	11
Marymount Manhattan College	11
Lawrence University	11
Colorado Mountain College	11
McMaster University, CANADA	11
Berkeley College of Music	11
Brandeis University	11
Tufts University	11
Bowdoin College	11
College of Santa Fe	11
Willamette University	10
California College of Arts and Crafts	10
Dalhousie College, CANADA	10
Gettysburg College	10
Western Washington University	10
Rochester Institute of Technology	10
University of Delaware	10
Union College	10
University of Rochester	10
Manhattan College	10
Dickinson College	10
Scripps College	10
Loyola College in Maryland	10
Pomona College	9
Swarthmore College	9
Pennsylvania State University Harrisburg	9
American River College	9
Juniata College	9
Bryn Mawr College	9
California State University-Monterey Bay	9
Columbia University in the City of New York	9
University of New Hampshire	9
Middlebury College	9
Tulane University	9
Maryland Institute College of Art	9

University Name	Number of Waldorf Students Accepted
State University of New York College at Oneonta	9
Colby College	9
Worcester Polytechnic Institute	9
School of Visual Arts	9
University of San Francisco	8
State University of New York College at Oswego	8
State University of New York College at Geneseo	8
Marist College	8
College of the Atlantic	8
Loyola Marymount University	8
Colby-Sawyer College	8
California State University-Chico	8
Rockland Community College	8
Pace University New York Campus	8
Colgate University	8
University of the Pacific	8
Kings University College CANADA	8
Johnson & Wales University	8
University of Toronto, CANADA	8
Fort Lewis College	7
Moravian College	7
Adelphi University	7
Pierce College	7
Lafayette College	7
Rutgers, The State University of New Jersey, Camden Campus	7
State University of New York College at Cortland	7
Pratt Institute	7
Concordia University	7
Boston College	7
Trent University, CANADA	7
University of Texas at Austin	7
Stanford University	7
Parsons School of Design	7
Franklin Pierce College	7
Bucknell University	7
Ohio Wesleyan University	7
Green Mountain College	7
University of Hawaii at Manoa	7
Columbia College	7
Whittier College	7
University of Maryland Baltimore	7
Hamilton College	7
City University of New York City College	7
Hartwick College	7
California State University-Sacramento	7
University of California-Irvine	7
University of Arizona	7
Arizona State University Main	7
Linfield College	6
University of North Carolina at Chapel Hill	6
Harvard University	6
Queens College	6
Yale University	6
Dartmouth College	6
Emory University	6
West Chester University of Pennsylvania	6
Drexel University	6
DePaul University	6
University of Maryland College Park	6
Georgetown University	6
Florida State University	6
University of Miami	6
Hendrix College	6
Temple University	6
University of Pennsylvania	6
University of Rhode Island	6
Chapman University	6
Fashion Institute of Design and Merchandising	6
Otis College of Art and Design	6
Queen's University, CANADA	6
Naropa University	6
University of Virginia	6
Pennsylvania State University College of Medicine	6
Trinity College	6

University Name	Number of Waldorf Students Accepted
University of the Arts	6
California State University-Long Beach	6
Rensselaer Polytechnic Institute	6
Case Western Reserve University	6
Friends University	6
College of William and Mary	6
Amherst College	6
St. Andrews, SCOTLAND	5
State University of New York College at Plattsburgh	5
Knox College	5
University of Cincinnati Main Campus	5
Hudson Valley Community College	5
Emily Carr Institute of Ar & Design, CANADA	5
Davidson College	5
Lesley University	5
University of Waterloo, CANADA	5
James Madison University	5
Wheelock College	5
University of Connecticut	5
Keene State College	5
La Salle University	5
University of Montana - Missoula College of Technology	5
Elizabethtown College	5
Virginia Commonwealth University	5
Elmira College	5
Seattle University	5
Michigan State University	5
Ursinus College	5
University of Hawaii Kapiolani Community College	5
Williams College	5
Long Island University Brooklyn Campus	4
Culinary Institute of America	4
Cooper Union	4
Clark College	4
Hollins University	4
Duke University	4
Bentley College	4
Princeton University	4
St. Lawrence University	4
Curry College	4
Saint Anselm College	4
Washington University	4
Cazenovia College	4
State University of New York College at Potsdam	4
Eastern Michigan University	4
Center for Creative Studies - College of Art and Design	4
George Mason University	4
St. Andrews Presbyterian College	4
Sierra College	4
School of the Art Institute of Chicago	4
Lehigh University	4
Sacramento City College	4
Harvey Mudd College	4
Mount Allison University, CANADA	4
University of British Columbia, CANADA	4
University of Tampa	4
Hawaii Pacific University	4
Saint John's College	4
Austin Community College	4
School of the Museum of Fine Arts-Boston	4
Santa Monica College	4
Rice University	4
Wittenberg University	4
California State Polytechnic University-Pomona	4
California Lutheran University	4
Maine College of Art	4
Fairfield University	4
McDaniel College	4
Susquehanna University	4
Johns Hopkins University	4
Southern Methodist University	4
Saint Mary's College	4
Colorado School of Mines	3
University of Denver	3
Metropolitan State College of Denver	3
Wesleyan University	3



University Name	Number of Waldorf Students Accepted
San Jose State University	3
San Francisco Art Institute	3
Langara College, CANADA	3
University of California-Riverside	3
California State University-Fullerton	3
City University of New York Brooklyn College	3
California State University-Fresno	3
City University of New York John Jay College of Criminal Justice	3
Fashion Institute of Technology	3
Virginia Polytechnic Institute and State University	3
University of Western Ontario	3
Academy of Art College	3
Deep Springs College	3
New England Conservatory of Music	3
University of Maryland Baltimore County	3
Montgomery College Germantown Campus	3
Washington College	3
Allegany College of Maryland	3
Berea College	3
Assumption College	3
Babson College	3
Pratt Community College	3
University of Southampton ENGLAND	3
New York Institute of Technology - Central Islip Campus	3
Southern Illinois University at Carbondale	3
Siena Heights University	3
Northwestern University	3
Acadia University, CANADA	3
Lake Forest College	3
University of Illinois at Chicago	3
Salem State College	3
Suffolk University	3
Northland College	3
Wentworth Institute of Technology	3
Ryerson University, CANADA	3
University of Hawaii Windward Community College	3
University of South Florida	3
Cornell College, Iowa	3
Rollins College	3
Ringling School of Art and Design	3
Montserrat College of Art	3
Brevard College	3
Austin College	3
University of Scranton	3
Kutztown University of Pennsylvania	3
Otterbein College	3
Curtis Institute of Music	3
Ohio University Main Campus	3
Vanderbilt University	3
Miami University	3
University of Pittsburgh, Pittsburgh Campus	3
Millersville University of Pennsylvania	3
College of Saint Rose	3
Denison University	3
Roger Williams University	3
University of North Carolina at Asheville	3
Saint Michael's College	3
Clemson University	3
Bryn Athyn College of the New Church	3
Oregon State University	3
Bloomsburg University of Pennsylvania	3
Albright College	3
Long Island University C. W. Post Campus	3
State University of New York College at Fredonia	3
Portland State University	3
Brigham Young University	3
George Brown College, CANADA	2
Western Maryland College	2
University of Windsor, CANADA	2
Elon College	2
Adams State College	2
Western Culinary Institute	2
Anna Maria College	2
Peabody Institute of Johns Hopkins University	2

University Name	Number of Waldorf Students Accepted
Southwestern University	2
North Carolina School of the Arts	2
Maryland College of Art and Design	2
Unspecified Community College	2
Salisbury State University	2
Mount Ida College	2
Trinity University	2
Rose-Hulman Institute of Technology	2
Fitchburg State College	2
Fisher College	2
Massachusetts Institute of Technology	2
San Diego State University	2
State University of New York College at Old Westbury	2
Cleveland Institute of Music	2
King's College	2
Stony Brook University	2
Wagner College	2
New College	2
Bradford College	2
Malaspina University College, CANADA	2
Massachusetts College of Art	2
Wells College	2
Lycoming College	2
Beaver College	2
Fisk University	2
Goshen College	2
Saint Joseph College	2
Roosevelt University	2
Olivet Nazarene University	2
University of Dallas	2
University of Illinois at Urbana-Champaign	2
Cabrini College	2
Ohio State University Main Campus, The	2
Catholic University of America, The	2
Delaware County Community College	2
University of Idaho	2
Barry University	2
Embry-Riddle Aeronautical University	2
Florida Institute of Technology	2
Chaminade University of Honolulu	2
Florida International University	2
Lakehead University, CANADA	2
Oglethorpe University	2
Elmhurst College	2
Regis University	2
Unity College	2
Maine Maritime Academy	2
University of Maine	2
Mesa State College	2
Cleveland Institute of Art	2
Simmons College	2
University of Montreal	2
Brock University, CANADA	2
Holy Cross College	2
University of Kentucky	2
St. Edward's University	2
Sterling College	2
University of Findlay, The	2
United States Air Force Academy	2
Western State College	2
Wartburg College	2
University of Iowa	2
Long Island University: Friends World College	2
Coe College	2
Loyola University New Orleans	2
American Academy of Dramatic Arts	2
Kendall College of Art and Design	2
Marymount College	2
Johnson State College	2
Oakland University	2
City University of New York Bernard M. Baruch College	2
Philadelphia University	2
Washington State University	2
Nassau Community College	2
Moore College of Art and Design	2



University Name	Number of Waldorf Students Accepted
Saint Olaf College	2
Grand Valley State University	2
Bellevue Community College	2
Western Michigan University	2
Siena College	2
California Maritime Academy	2
Wayne State College	2
University of New Mexico Main Campus	2
University of Wisconsin Colleges	2
Daniel Webster College	2
Schenectady County Community College	2
New England College	2
Sage Colleges-Albany Campus	2
Gonzaga University	2
Polytechnic University	2
Claremont McKenna College	2
Albion College	2
Providence College	2
State University of New York College of Environmental Science and Forestry	2
Westfield State College	2
Western New England College	2
Northern Arizona University	2
University of Richmond	2
Adrian College	2
State University of New York College at Brockport	2
Ripon College	2
Pacific Lutheran Theological Seminary	2
Goddard College	2
Stonehill College	2
Villanova University	2
Central Michigan University	2
Mitchell College	1
Sacred Heart University	1
Quinnipiac University	1
California State University-Los Angeles	1
Okanagan University College, CANADA	1
Delaware Valley College	1
University of Florida	1
University of Latvia	1
Full Sail Real World Education	1
Birmingham-Southern College	1
University of Pittsburgh at Bradford	1
Vancouver School of Theology, CANADA	1
Kwantlen University College, CANADA	1
University of the Sciences in Philadelphia	1
Hartford Seminary	1
Allegheny College	1
Rensselaer at Hartford	1
Alaska Pacific University	1
University of New Haven	1
University of Tokyo, JAPAN	1
American College, The	1
Florida Atlantic University	1
American Conservatory Theater	1
Howard University	1
Slippery Rock University of Pennsylvania	1
Brooks Institute	1
Cabrillo College	1
Corcoran School of Art	1
Vancouver School of Animation, CANADA	1
California Institute of Technology	1
California State University-Dominguez Hills	1
Douglas College, CANADA	1
New England Institute of Technology	1
Selkirk College, CANADA	1
Delaware State University	1
Tusculum College	1
Allentown College of Saint Francis De Sales	1
California State University-Stanislaus	1
Chatham College	1
Vancouver Vocational Institute	1
Wesley College	1
Saint Joseph's University	1
Widener University	1

University Name	Number of Waldorf Students Accepted
Shippensburg University of Pennsylvania	1
Moorpark College	1
Furman University	1
St. Francis Xavier University, CANADA	1
Westmont College	1
University of La Verne	1
Concordia University, Montreal, CANADA	1
Richmond College, ENGLAND	1
Indiana University of Pennsylvania	1
Georgian College, CANADA	1
College of New Zealand, NEW ZEALAND	1
College of Marin	1
Menlo College	1
California State University-Channel Islands	1
Fanshawe College, CANADA	1
De Anza College	1
San Francisco Conservatory of Music	1
Lebanon Valley College	1
University of San Diego	1
Seneca College, CANADA	1
Lock Haven University of Pennsylvania	1
College of the Redwoods	1
University of Ottawa, CANADA	1
Messiah College	1
Hope International University	1
Pepperdine University	1
Pasadena City College	1
College of San Mateo	1
Front Range Community College	1
University of Northern British Columbia	1
Briarwood College	1
Pennsylvania School of Art & Design	1
Simon Fraser University, CANADA	1
Rocky Mountain College of Art & Design	1
University of California-San Francisco	1
Red Rocks Community College	1
La Roche College	1
Pennsylvania Academy of the Fine Arts	1
California Institute of the Arts	1
Duquesne University	1
Fullerton College	1
College of the Canyons	1
Foothill College	1
East Stroudsburg University of Pennsylvania	1
Edinboro University of Pennsylvania	1
Pace Institute	1
Richmond University, LONDON	1
Belmont University	1
South Dakota State University	1
Pennsylvania Institute of Technology	1
Cogswell Polytechnical College	1
University of Colorado at Colorado Springs	1
Western University of Health Sciences	1
Monash University, AUSTRALIA	1
University of Bridgeport	1
Canada College	1
University of Minnesota-Duluth	1
University of Massachusetts Boston	1
Olivet College	1
State University of New York at Farmingdale	1
Wayne State University	1
Augsburg College	1
Gustavus Adolphus College	1
West Virginia University	1
Minneapolis College of Art Design	1
Marygrove College	1
State University of New York College of Agriculture and Technology at Coble	1
College of Saint Catherine	1
Millsaps College	1
William Woods University	1
Montana State University - Billings	1
Montana State University - Bozeman	1
Clarkson College	1
South Puget Sound Community College	1
University of Utah	1

University Name	Number of Waldorf Students Accepted
Purdue University Calumet	1
Merrimack College	1
Middlesex Community College	1
State University of New York Maritime College	1
University of Wisconsin-Oshkosh	1
Texas Tech University Health Sciences Center	1
Northwood University	1
Pine Manor College	1
University of Nevada, Reno	1
Springfield College	1
Burlington College	1
Castleton State College	1
Milwaukee Area Technical College	1
Champlain College	1
University of Detroit Mercy	1
Madison Area Technical College	1
Western Wisconsin Technical College	1
Randolph-Macon College	1
Nazareth College of Rochester	1
City University of New York Borough of Manhattan Community College	1
Mount Saint Mary College	1
Mercy College	1
Marymount University	1
Radford University	1
Creighton University	1
Dowling College	1
Virginia Wesleyan College	1
Manhattan School of Music	1
Five Towns College	1
Genesee Community College	1
Le Moyne College	1
Sweet Briar College	1
Shenandoah University	1
Roanoke College	1
City University of New York Queens College	1
Eastern New Mexico University Main Campus	1
University of Wisconsin-Superior	1
Peninsula College	1
Woodbury College	1
Pacific Lutheran University	1
Plymouth State College	1
Hampton University	1
Ramapo College of New Jersey	1
Lynchburg College	1
Westminster Choir College of Rider University	1
Columbia-Greene Community College	1
Paul Smith's College of Arts and Sciences	1
Orange County Community College	1
Henry Cogswell College	1
New York Institute of Technology Main Campus - Old Westbury	1
University of Alabama at Birmingham	1
Humber College, CANADA	1
Seattle Central Community College	1
Seton Hall University	1
ITESO, MEXICO	1
Massachusetts Maritime Academy	1
University of Tulsa	1
Kendall College	1
Eastern Oklahoma State College	1
University of Toledo	1
Shimer College	1
Texas A&M University - Corpus Christi	1
Butler University	1
Oregon Institute of Technology	1
Newbury College	1
Saint Joseph's College	1
Iona College	1
University of North Texas	1
Taylor University	1
Valparaiso University	1
Drake University	1
Aberdeen College, SCOTLAND	1

University Name	Number of Waldorf Students Accepted
Portland Community College	1
Agnes Scott College	1
University of Portland	1
Georgia Institute of Technology	1
University of Georgia	1
Morehouse College	1
Spelman College	1
Eugene Bible College	1
Izmir Institute, TURKEY	1
Butler County Community College	1
University of Hawaii Honolulu Community College	1
Pacific University	1
University of Hawaii Leeward Community College	1
Baylor College of Medicine	1
Albertson College	1
North Idaho College	1
American Academy of Art	1
Hogeschool Helican Centrus voor Studiekeuze, HOLLAND	1
Pennsylvania College of Technology	1
Saint Louis University, SPAIN	1
Emerson College, ENGLAND	1
Towson University	1
East Carolina University	1
Campbell University	1
Appalachian State University	1
Kent State University Main Campus	1
Boston Conservatory	1
University of North Dakota Main Campus	1
Bristol Community College	1
Texas A&M University	1
Utica College of Syracuse University	1
Endicott College	1
University of Wyoming	1
United States Military Academy	1
College of the Holy Cross	1
Valley College of Technology	1
University of Maine at Machias	1
Southern Oregon University	1
Hiram College	1
Kansas State University	1
Asbury College	1
Eastern Kentucky University	1
University of Dayton	1
University of Louisiana at Lafayette	1
Wake Forest University	1
University College, Durham, ENGLAND	1
University of Maryland, GERMANY	1
University of New England	1
Baldwin-Wallace College	1
University of Southern Maine	1
Frostburg State University	1
University of Cape Town, SOUTH AFRICA	1
Hood College	1
Maharishi University of Management	1
International Technical College	1

# Appendix E

## Alphabetical List of Colleges and Universities Accepting Waldorf Graduates, 1995–2004, Inclusive

Aberdeen College, SCOTLAND  
Academy of Art College  
Acadia University, CANADA  
Adams State College  
Adelphi University  
Adrian College  
Agnes Scott College  
Alaska Pacific University  
Albertson College  
Albion College  
Albright College  
Alfred University  
Allegheny College of Maryland  
Allegheny College  
Allentown College of Saint Francis De Sales  
American Academy of Art  
American Academy of Dramatic Arts  
American College, The  
American Conservatory Theater  
American River College  
American University  
Amherst College  
Anna Maria College  
Antioch College  
Appalachian State University  
Arizona State University Main  
Asbury College  
Assumption College  
Augsburg College  
Austin College  
Austin Community College  
Babson College  
Baldwin-Wallace College  
Bard College  
Barnard College  
Barry University  
Bates College  
Baylor College of Medicine  
Beaver College  
Bellevue Community College  
Belmont University  
Beloit College  
Bennington College  
Bentley College  
Berea College  
Berkeley College of Music  
Birmingham-Southern College  
Bloomsburg University of Pennsylvania  
Boston College  
Boston Conservatory  
Boston University  
Bowdoin College  
Bradford College  
Brandeis University  
Brevard College  
Briarwood College  
Brigham Young University  
Bristol Community College  
Brock University, CANADA  
Brooks Institute  
Brown University  
Bryn Athyn College of the New Church  
Bryn Mawr College  
Bucknell University  
Burlington College  
Butler County Community College  
Butler University  
Cabrillo College  
Cabrini College  
California College of Arts and Crafts  
California Institute of Technology  
California Institute of the Arts  
California Lutheran University  
California Maritime Academy  
California Polytechnic State University-San Luis Obispo  
California State Polytechnic University-Pomona  
California State University-Channel Islands  
California State University-Chico  
California State University-Dominguez Hills  
California State University-Fresno  
California State University-Fullerton  
California State University-Long Beach  
California State University-Los Angeles  
California State University-Monterey Bay  
California State University-Northridge  
California State University-Sacramento  
California State University-Stanislaus  
Campbell University  
Canada College  
Capilano College, CANADA  
Carleton College  
Carnegie Mellon University  
Case Western Reserve University  
Castleton State College  
Catholic University of America, The  
Cazenovia College  
Center for Creative Studies - College of Art and Design  
Central Michigan University  
Chaminade University of Honolulu  
Champlain College  
Chapman University  
Chatham College

City University of New York Bernard M. Baruch College  
 City University of New York Borough of Manhattan Community College  
 City University of New York Brooklyn College  
 City University of New York City College  
 City University of New York Hunter College  
 City University of New York John Jay College of Criminal Justice  
 City University of New York Queens College  
 Claremont McKenna College  
 Clark College  
 Clark University  
 Clarkson College  
 Clemson University  
 Cleveland Institute of Art  
 Cleveland Institute of Music  
 Coe College  
 Cogswell Polytechnical College  
 Colby College  
 Colby-Sawyer College  
 Colgate University  
 College of Marin  
 College of New Zealand, NEW ZEALAND  
 College of Saint Catherine  
 College of Saint Rose  
 College of San Mateo  
 College of Santa Fe  
 College of the Atlantic  
 College of the Canyons  
 College of the Holy Cross  
 College of the Redwoods  
 College of William and Mary  
 College of Wooster, The  
 Colorado College  
 Colorado Mountain College  
 Colorado School of Mines  
 Colorado State University  
 Columbia College  
 Columbia University in the City of New York  
 Columbia-Greene Community College  
 Concordia University  
 Concordia University, Montreal CANADA  
 Connecticut College  
 Cooper Union  
 Corcoran School of Art  
 Cornell College  
 Cornell University  
 Creighton University  
 Culinary Institute of America  
 Curry College  
 Curtis Institute of Music  
 Dalhousie College, CANADA  
 Daniel Webster College  
 Dartmouth College  
 Davidson College  
 De Anza College  
 Deep Springs College  
 Delaware County Community College  
 Delaware State University  
 Delaware Valley College  
 Denison University  
 DePaul University  
 Dickinson College  
 Douglas College, CANADA  
 Dowling College  
 Drake University  
 Drew University  
 Drexel University  
 Duke University  
 Duquesne University  
 Earlham College  
 East Carolina University  
 East Stroudsburg University of Pennsylvania  
 Eastern Kentucky University  
 Eastern Michigan University  
 Eastern New Mexico University Main Campus  
 Eastern Oklahoma State College  
 Eckerd College  
 Edinboro University of Pennsylvania  
 Elizabethtown College  
 Elmhurst College  
 Elmira College  
 Elon College  
 Embry-Riddle Aeronautical University  
 Emerson College  
 Emerson College, ENGLAND  
 Emily Carr Institute of Art & Design, CANADA  
 Emory University  
 Endicott College  
 Eugene Bible College  
 Evergreen State College, The  
 Fairfield University  
 Fanshawe College, CANADA  
 Fashion Institute of Design and Merchandising  
 Fashion Institute of Technology  
 Fisher College  
 Fisk University  
 Fitchburg State College  
 Five Towns College  
 Florida Atlantic University  
 Florida Institute of Technology  
 Florida International University  
 Florida State University  
 Foothill College  
 Fordham University  
 Fort Lewis College  
 Franklin & Marshall College  
 Franklin Pierce College  
 Friends University  
 Front Range Community College  
 Frostburg State University  
 Full Sail Real World Education  
 Fullerton College  
 Furman University  
 Genesee Community College  
 George Brown College, CANADA  
 George Mason University  
 George Washington University



Georgetown University  
 Georgia Institute of Technology  
 Georgian College, CANADA  
 Gettysburg College  
 Goddard College  
 Gonzaga University  
 Goshen College  
 Goucher College  
 Grand Valley State University  
 Green Mountain College  
 Grinnell College  
 Guilford College  
 Gustavus Adolphus College  
 Hamilton College  
 Hampshire College  
 Hampton University  
 Hartford Seminary  
 Hartwick College  
 Harvard University  
 Harvey Mudd College  
 Haverford College  
 Hawaii Pacific University  
 Hendrix College  
 Henry Cogswell College  
 Hiram College  
 Hobart and William Smith Colleges  
 Hofstra University  
 Hogeschool Helican Centrus voor Studiekeuze, HOLLAND  
 Hollins University  
 Holy Cross College  
 Hood College  
 Hope International University  
 Howard University  
 Hudson Valley Community College  
 Humber College, CANADA  
 Humboldt State University  
 Indiana University at Bloomington  
 Indiana University of Pennsylvania  
 International Technical College  
 Iona College  
 ITESO, MEXICO  
 Ithaca College  
 Izmir Institute, TURKEY  
 James Madison University  
 Johns Hopkins University  
 Johnson & Wales University  
 Johnson State College  
 Juniata College  
 Kalamazoo College  
 Kansas State University  
 Keene State College  
 Kendall College  
 Kendall College of Art and Design  
 Kent State University Main Campus  
 Kenyon College  
 King's College  
 Kings University College, CANADA  
 Knox College  
 Kutztown University of Pennsylvania  
 Kwantlen University College, CANADA  
 La Roche College  
 La Salle University  
 Lafayette College  
 Lake Forest College  
 Lakehead University, CANADA  
 Langara College, CANADA  
 Lawrence University  
 Le Moyne College  
 Lebanon Valley College  
 Lehigh University  
 Lesley University  
 Lewis & Clark College  
 Linfield College  
 Lock Haven University of Pennsylvania  
 Long Island University Brooklyn Campus  
 Long Island University C. W. Post Campus  
 Long Island University: Friends World College  
 Loyola College in Maryland  
 Loyola Marymount University  
 Loyola University New Orleans  
 Lycoming College  
 Lynchburg College  
 Macalester College  
 Madison Area Technical College  
 Maharishi University of Management  
 Maine College of Art  
 Maine Maritime Academy  
 Malaspina University College, CANADA  
 Manhattan College  
 Manhattan School of Music  
 Manhattanville College  
 Marist College  
 Marlboro College  
 Mary Washington College  
 Marygrove College  
 Maryland College of Art and Design  
 Maryland Institute College of Art  
 Marymount College  
 Marymount Manhattan College  
 Marymount University  
 Massachusetts College of Art  
 Massachusetts Institute of Technology  
 Massachusetts Maritime Academy  
 McDaniel College  
 McGill University, CANADA  
 McMaster University, CANADA  
 Menlo College  
 Mercy College  
 Merrimack College  
 Mesa State College  
 Messiah College  
 Metropolitan State College of Denver  
 Miami University  
 Michigan State University  
 Middlebury College  
 Middlesex Community College

Millersville University of Pennsylvania  
 Mills College  
 Millsaps College  
 Milwaukee Area Technical College  
 Minneapolis College of Art Design  
 Mitchell College  
 Monash University, AUSTRALIA  
 Montana State University - Billings  
 Montana State University - Bozeman  
 Montgomery College Germantown Campus  
 Montserrat College of Art  
 Moore College of Art and Design  
 Moorpark College  
 Moravian College  
 Morehouse College  
 Mount Allison University, CANADA  
 Mount Holyoke College  
 Mount Ida College  
 Mount Saint Mary College  
 Muhlenberg College  
 Naropa University  
 Nassau Community College  
 Nazareth College of Rochester  
 New College  
 New England College  
 New England Conservatory of Music  
 New England Institute of Technology  
 New School University  
 New York Institute of Technology - Central Islip Campus  
 New York Institute of Technology Main Campus - Old Westbury  
 New York University  
 Newbury College  
 North Carolina School of the Arts  
 North Idaho College  
 Northeastern University  
 Northern Arizona University  
 Northland College  
 Northwestern University  
 Northwood University  
 Oakland University  
 Oberlin College  
 Occidental College  
 Oglethorpe University  
 Ohio State University Main Campus, The  
 Ohio University Main Campus  
 Ohio Wesleyan University  
 Okanagan University College, CANADA  
 Olivet College  
 Olivet Nazarene University  
 Orange County Community College  
 Oregon Institute of Technology  
 Oregon State University  
 Otis College of Art and Design  
 Otterbein College  
 Pace Institute  
 Pace University New York Campus  
 Pacific Lutheran Theological Seminary  
 Pacific Lutheran University  
 Pacific University  
 Parsons School of Design  
 Pasadena City College  
 Paul Smith's College of Arts and Sciences  
 Peabody Institute of Johns Hopkins University  
 Peninsula College  
 Pennsylvania Academy of the Fine Arts  
 Pennsylvania College of Technology  
 Pennsylvania Institute of Technology  
 Pennsylvania School of Art & Design  
 Pennsylvania State University College of Medicine  
 Pennsylvania State University Harrisburg  
 Pepperdine University  
 Philadelphia University  
 Pierce College  
 Pine Manor College  
 Pitzer College  
 Plymouth State College  
 Polytechnic University  
 Pomona College  
 Portland Community College  
 Portland State University  
 Pratt Community College  
 Pratt Institute  
 Prescott College  
 Princeton University  
 Providence College  
 Purchase College, State University of New York  
 Purdue University Calumet  
 Queen's University, CANADA  
 Queens College  
 Quinnipiac University  
 Radford University  
 Ramapo College of New Jersey  
 Randolph-Macon College  
 Red Rocks Community College  
 Reed College  
 Regis University  
 Rensselaer at Hartford  
 Rensselaer Polytechnic Institute  
 Rhode Island School of Design  
 Rice University  
 Richmond College, ENGLAND  
 Richmond University, LONDON  
 Ringling School of Art and Design  
 Ripon College  
 Roanoke College  
 Rochester Institute of Technology  
 Rockland Community College  
 Rocky Mountain College of Art & Design  
 Roger Williams University  
 Rollins College  
 Roosevelt University  
 Rose-Hulman Institute of Technology  
 Rutgers, The State University of New Jersey, Camden Campus  
 Ryerson University, CANADA  
 Sacramento City College  
 Sacred Heart University



Sage Colleges-Albany Campus  
 Saint Anselm College  
 Saint John's College  
 Saint John's University  
 Saint Joseph College  
 Saint Joseph's College  
 Saint Joseph's University  
 Saint Louis University SPAIN  
 Saint Mary's College  
 Saint Michael's College  
 Saint Olaf College  
 Salem State College  
 Salisbury State University  
 San Diego State University  
 San Francisco Art Institute  
 San Francisco Conservatory of Music  
 San Francisco State University  
 San Jose State University  
 Santa Clara University  
 Santa Monica College  
 Santa Rosa Junior College  
 Sarah Lawrence College  
 Savannah College of Art and Design  
 Schenectady County Community College  
 School of the Art Institute of Chicago  
 School of the Museum of Fine Arts-Boston  
 School of Visual Arts  
 Scripps College  
 Seattle Central Community College  
 Seattle University  
 Selkirk College, CANADA  
 Seneca College, CANADA  
 Seton Hall University  
 Shenandoah University  
 Shimer College  
 Shippensburg University of Pennsylvania  
 Siena College  
 Siena Heights University  
 Sierra College  
 Simmons College  
 Simon Fraser University, CANADA  
 Skidmore College  
 Slippery Rock University of Pennsylvania  
 Smith College  
 Sonoma State University  
 South Dakota State University  
 South Puget Sound Community College  
 Southern Illinois University at Carbondale  
 Southern Methodist University  
 Southern Oregon University  
 Southwestern University  
 Spelman College  
 Springfield College  
 St. Andrews Presbyterian College  
 St. Andrews, SCOTLAND  
 St. Edward's University  
 St. Francis Xavier University, CANADA  
 St. John's College  
 St. Lawrence University  
 St. Mary's College of Maryland  
 Stanford University  
 State University of New York at Albany  
 State University of New York at Binghamton  
 State University of New York at Buffalo  
 State University of New York at Farmingdale  
 State University of New York at New Paltz  
 State University of New York at Stony Brook  
 State University of New York College at Brockport  
 State University of New York College at Cortland  
 State University of New York College at Fredonia  
 State University of New York College at Geneseo  
 State University of New York College at Old Westbury  
 State University of New York College at Oneonta  
 State University of New York College at Oswego  
 State University of New York College at Plattsburgh  
 State University of New York College at Potsdam  
 State University of New York College of Agriculture and  
 Technology at Coble  
 State University of New York College of Environmental Science  
 and Forestry  
 State University of New York Maritime College  
 Sterling College  
 Stonehill College  
 Stony Brook University  
 Suffolk University  
 Susquehanna University  
 Swarthmore College  
 Sweet Briar College  
 Syracuse University  
 Taylor University  
 Temple University  
 Texas A&M University  
 Texas A&M University - Corpus Christi  
 Texas Tech University Health Sciences Center  
 Towson University  
 Trent University, CANADA  
 Trinity College  
 Trinity University  
 Tufts University  
 Tulane University  
 Tusculum College  
 Union College  
 United States Air Force Academy  
 United States Military Academy  
 Unity College  
 University College, Durham ENGLAND  
 University of Alabama at Birmingham  
 University of Arizona  
 University of Bridgeport  
 University of British Columbia, CANADA  
 University of California-Berkeley  
 University of California-Davis  
 University of California-Irvine  
 University of California-Los Angeles  
 University of California-Riverside  
 University of California-San Diego

University of California-San Francisco  
 University of California-Santa Barbara  
 University of California-Santa Cruz  
 University of Cape Town, SOUTH AFRICA  
 University of Chicago  
 University of Cincinnati Main Campus  
 University of Colorado at Boulder  
 University of Colorado at Colorado Springs  
 University of Colorado at Denver  
 University of Connecticut  
 University of Dallas  
 University of Dayton  
 University of Delaware  
 University of Denver  
 University of Detroit Mercy  
 University of Findlay, The  
 University of Florida  
 University of Georgia  
 University of Guelph, CANADA  
 University of Hartford  
 University of Hawaii at Hilo  
 University of Hawaii at Manoa  
 University of Hawaii Honolulu Community College  
 University of Hawaii Kapiolani Community College  
 University of Hawaii Leeward Community College  
 University of Hawaii Windward Community College  
 University of Idaho  
 University of Illinois at Chicago  
 University of Illinois at Urbana-Champaign  
 University of Iowa  
 University of Kentucky  
 University of La Verne  
 University of Latvia  
 University of Louisiana at Lafayette  
 University of Maine  
 University of Maine at Machias  
 University of Maryland Baltimore  
 University of Maryland Baltimore County  
 University of Maryland College Park  
 University of Maryland GERMANY  
 University of Massachusetts  
 University of Massachusetts Boston  
 University of Miami  
 University of Michigan-Ann Arbor  
 University of Minnesota-Duluth  
 University of Montana - Missoula College of Technology, The  
 University of Montreal  
 University of Nevada, Reno  
 University of New England  
 University of New Hampshire  
 University of New Haven  
 University of New Mexico Main Campus  
 University of North Carolina at Asheville  
 University of North Carolina at Chapel Hill  
 University of North Dakota Main Campus  
 University of North Texas  
 University of Northern British Columbia  
 University of Northern Colorado  
 University of Oregon  
 University of Ottawa, CANADA  
 University of Pennsylvania  
 University of Pittsburgh at Bradford  
 University of Pittsburgh, Pittsburgh Campus  
 University of Portland  
 University of Puget Sound  
 University of Redlands  
 University of Rhode Island  
 University of Richmond  
 University of Rochester  
 University of San Diego  
 University of San Francisco  
 University of Scranton  
 University of South Florida  
 University of Southampton, ENGLAND  
 University of Southern California  
 University of Southern Maine  
 University of Tampa  
 University of Texas at Austin  
 University of the Arts  
 University of the Pacific  
 University of the Sciences in Philadelphia  
 University of Tokyo, JAPAN  
 University of Toledo  
 University of Toronto, CANADA  
 University of Tulsa  
 University of Utah  
 University of Vermont  
 University of Victoria, CANADA  
 University of Virginia  
 University of Washington  
 University of Waterloo, CANADA  
 University of Western Ontario, CANADA  
 University of Windsor, CANADA  
 University of Wisconsin Colleges  
 University of Wisconsin-Madison  
 University of Wisconsin-Oshkosh  
 University of Wisconsin-Superior  
 University of Wyoming  
 Unspecified Community College  
 Ursinus College  
 Utica College of Syracuse University  
 Valley College of Technology  
 Valparaiso University  
 Vancouver School of Animation  
 Vancouver School of Theology  
 Vancouver Vocational Institute  
 Vanderbilt University  
 Vassar College  
 Villanova University  
 Virginia Commonwealth University  
 Virginia Polytechnic Institute and State University  
 Virginia Wesleyan College  
 Wagner College  
 Wake Forest University  
 Warren Wilson College  
 Wartburg College

Washington College  
Washington State University  
Washington University  
Wayne State College  
Wayne State University  
Wellesley College  
Wells College  
Wentworth Institute of Technology  
Wesley College  
Wesleyan College  
Wesleyan University  
West Chester University of Pennsylvania  
West Virginia University  
Western Culinary Institute  
Western Maryland College  
Western Michigan University  
Western New England College  
Western State College  
Western University of Health Sciences  
Western Washington University  
Western Wisconsin Technical College  
Westfield State College  
Westminster Choir College of Rider University  
Westmont College  
Wheaton College  
Wheelock College  
Whitman College  
Whittier College  
Widener University  
Willamette University  
William Woods University  
Williams College  
Wittenberg University  
Woodbury College  
Worcester Polytechnic Institute  
Yale University  
York College

## Appendix F

### Alternatives to College

The following is a list of alternate choices to college that Waldorf graduates have made for the year(s) following high school graduation. In many cases the students received a one-year deferment from colleges to which were accepted.

Studied ballet in London, England  
Traveled to Chile to study crafts  
Became a professional forester  
Took a year to travel throughout the United States by motorcycle  
Took a year to travel to Europe (several responses)  
Traveled to Ecuador to participate in an international work project for a year  
Took a year to live in Italy and learn Italian  
Became a professional competitive horsewoman  
Traveled to Japan sponsored by Rotary International  
Attended cooking or culinary school (several responses)  
Volunteered at ITESCO in Guadalajara, Mexico  
Apprenticed with an architectural firm in Seattle  
Apprenticed with a fashion designer  
Traveled for two years in the “Up With People” program  
Pursued a career in the performing arts in Los Angeles (several responses)  
Acted in a lead role in a television series in New Zealand  
Worked as a production assistant for the internationally acclaimed “Medieval Babes” in London  
Went to Vienna, Austria, to apprentice with a world famous painter  
Stayed in Chicago to study art privately  
Traveled to Alaska to fish commercially for crabs for a year  
Studied to be a professional dog trainer  
Went to work on biodynamic farms (a large number of responses)  
Became certified as day care workers (several responses)  
Became trained masseurs (several responses)  
Took a year to work for “Canada Free Youth,” “Serve Canada,” or “Katimavik” (several responses)  
Went to Mexico to a Spanish intensive language school  
Went to Guatemala to a Spanish intensive language school  
Went to Spain to teach English and study  
Went to Spain to be a nanny for a year  
Went to France to be a nanny for a year  
Went to Europe to make a documentary film  
Worked for Habitat for Humanity (several responses)  
Worked for a year to earn money for college (several responses)  
Volunteered in Camphill Villages (several responses)  
Worked for a year at a Camphill Village in India  
Worked for a year at a Camphill Village in Ireland  
Enrolled in the teacher training program for Waldorf handwork teachers  
Jointed the Big Apple circus  
Became a juggler with “Circus Circus”  
Became a stone mason building St. John’s Cathedral in New York City

Became a stand-up comedian  
Worked as an *au pair* in France  
Toured the world with an international youth chorus  
Went to China to study calligraphy  
Studied Buddhism at a Zen Retreat for a year  
Traveled to South Africa (two responses)  
Volunteered at a medical clinic in Bolivia  
Traveled to Japan to study Japanese art before going to art school  
Hiked the length of the Appalachian Trail  
Worked on a biodynamic farm in Germany  
Worked in an orphanage in Africa  
Did international volunteer work in Ecuador  
Traveled to Australia to meet aborigines and do a “walkabout”  
Started a post and beam construction company  
Traveled to England and Ireland for a year and supported himself performing music  
Attended junior college to strengthen their academic skills (a few responses)

. . . and more

## **Appendix G**

### **Letter and Research Instrument**

Dear Friends,

The last comprehensive study on what happens to Waldorf students after they graduate was done almost twenty years ago. Since the Waldorf movement has grown tremendously in the United States in that time, it is important to have up-to-date information on the effects of Waldorf education. Many thanks to the Research Institute for Waldorf Education for funding this project. The results will be useful for both marketing and fundraising, enabling schools to boost their enrollment and enrich their programs.

There are two significant parts to this project. The first part, for which we need the help of Waldorf high schools, is in reporting what colleges have accepted your graduates and what your graduates decide to do in the year following graduation. For the second part, we will be contacting graduates directly to ask how their Waldorf education has helped shape their lives.

For lists of all colleges that have accepted your graduates, we are counting on using the AWSNA Annual Reports. If there were any years when your college acceptances were not published in your Annual Report, please include those lists in the form below, or note that that information was not collected. For information on what your graduates decided to do after high school, please fill in the following form to the best of your ability.

Thank you so much for your help. In order for this study to be as accurate and comprehensive as possible, it is vital that we collect as much of this information as possible. The results will be a tool for all of us to use in strengthening our individual schools and the Waldorf movement all over the country.

Sincerely,

Faith Baldwin

David Mitchell

[davidm@awsna.org](mailto:davidm@awsna.org)

phone: 303-541-9244

fax: 303-541-9244

What year did you have your first graduating class? \_\_\_\_\_

**2004:**

Number of graduates: \_\_\_\_\_

How many went on to college? \_\_\_\_\_

Which colleges did they go to?

How many did not go to college the year after high school? \_\_\_\_\_

What did each of those students plan to do?

**2003:**

Number of graduates: \_\_\_\_\_

How many went on to college? \_\_\_\_\_

Which colleges did they go to?

How many did not go to college the year after high school? \_\_\_\_\_

What did each of those students plan to do?

**2002:**

Number of graduates: \_\_\_\_\_

How many went on to college? \_\_\_\_\_

Which colleges did they go to?

How many did not go to college the year after high school? \_\_\_\_\_

What did each of those students plan to do?

**2001:**

Number of graduates: \_\_\_\_\_

How many went on to college? \_\_\_\_\_

Which colleges did they go to?

How many did not go to college the year after high school? \_\_\_\_\_

What did each of those students plan to do?

**2000:**

Number of graduates: \_\_\_\_\_

How many went on to college? \_\_\_\_\_

Which colleges did they go to?

How many did not go to college the year after high school? \_\_\_\_\_

What did each of those students plan to do?

**1999:**

Number of graduates: \_\_\_\_\_

How many went on to college? \_\_\_\_\_

Which colleges did they go to?

How many did not go to college the year after high school? \_\_\_\_\_

What did each of those students plan to do?

**1998:**

Number of graduates: \_\_\_\_\_

How many went on to college? \_\_\_\_\_

Which colleges did they go to?

How many did not go to college the year after high school? \_\_\_\_\_

What did each of those students plan to do?

**1997:**

Number of graduates: \_\_\_\_\_

How many went on to college? \_\_\_\_\_

Which colleges did they go to?

How many did not go to college the year after high school? \_\_\_\_\_

What did each of those students plan to do?



## **1996:**

Number of graduates: \_\_\_\_\_

How many went on to college? \_\_\_\_\_

Which colleges did they go to?

How many did not go to college the year after high school? \_\_\_\_\_

What did each of those students plan to do?

## **1995:**

Number of graduates: \_\_\_\_\_

How many went on to college? \_\_\_\_\_

Which colleges did they go to?

How many did not go to college the year after high school? \_\_\_\_\_

What did each of those students plan to do?